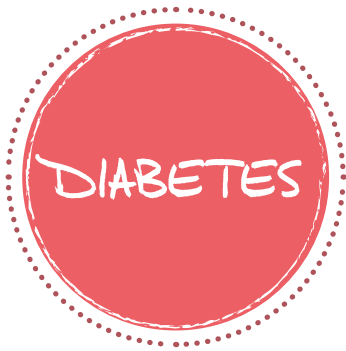


Therapeutic Shoes





FIOR & GENTZ
ORTHOPÄDIETECHNIK-HIT-SYSTEM

THERAPEUTIC SHOES
DIABETES

THERAPEUTIC SHOES
HEMOCARE

THERAPEUTIC SHOES
POST-OP

Dear Customers,

The catalogue at hand contains all indication-specific FIOR & GENTZ therapeutic shoe models: DIABETES, HEMOCARE and POST-OP therapeutic shoes.

The DIABETES therapeutic shoes are especially suited for diabetic feet. To ensure a consistent communication, we summarised the diabetic foot syndrome classifications on pages 8-9. You will find a reference to this on all product pages.

The HEMOCARE therapeutic shoes are suited for a stay in a (rehab) clinic, retirement home, or for simply wearing them at home.

A combination of protection and high comfort is what distinguishes our HEMOCARE therapeutic shoes. All shoe models have flexible soles and are well suited for indoors as well as outdoors.

The POST-OP therapeutic shoes were especially designed for treatment after an operation or injury. The shoes are divided into bandage and relief shoes.

The content gives an overview of the different shaft and sole designs. You can find all details about the respective shoe model directly on the corresponding product page. The matching insoles are also listed there.

Information on shoe sizes and measuring methods can be found starting on page 10, matching accessory parts, e.g. protective caps, from page 52 on.

Our goal is to provide you with products enabling you to treat your patients the best possible way.

With best regards from Lüneburg,
Jörg Fior and Ralf Gentz

In-house Customer Service

For any questions, orders or customer data changes call +49 4131 24445-0. We are available from Monday to Friday from 8 am to 5 pm (Central European Time).

If you place your order by 4.15pm, we will dispatch the goods on that same day. Express deliveries and deliveries on Saturday are also possible.

INTRODUCTION

The Diabetic Foot Syndrome..... 8
 Inner Shoe Dimensions..... 10
 Shoe Features..... 12

Bandage Shoes

ASYMMETRIC SHOES WITH HIGH SHAFT

Flexible sole with pitch, 30mm thick
 LEIPZIG **D H** 14
 Rigid sole with extra-strong rocker bottom and pitch, 30mm thick
 FLENSBURG **D P** 16
 ERFURT **D P** 18
 AUGSBURG **D P** 20
 DRESDEN **D** 22
 KASSEL **D** 24

ASYMMETRIC SHOES WITH LOW SHAFT

Flexible sole with pitch, 30mm thick
 KONSTANZ **D H** 26
 HEIDELBERG **D H** 28
 Rigid sole with extra-strong rocker bottom and pitch, 30mm thick
 NÜRNBERG **D** 30

SYMMETRIC SHOES WITH LOW SHAFT

Rigid sole with extra-strong rocker bottom and pitch, 30mm thick
 BREMEN **P** 32
 MADRID **P** 33
 STUTTGART **P** 34

SYMMETRIC SHOES WITH HIGH SHAFT

Rigid sole with extra-strong rocker bottom and straight top, 30mm thick
 AMSTERDAM **P** 35
 FREIBURG **P** 36
 HAMBURG **P** 37
 REGENSBURG **P** 38
 FRANKFURT **P** 39

Forefoot Relief Shoes

SYMMETRIC SHOES WITH HIGH SHAFT

Rigid sole with extra-strong rocker bottom and straight top, 40mm thick
 KOPENHAGEN **P** 40

- D** Therapeutic Shoes DIABETES
- H** Therapeutic Shoes HOMECARE
- P** Therapeutic Shoes POST-OP



SYMMETRIC SHOES WITH HIGH SHAFT

8° wedge sole (60:40) with forefoot rocker, 30mm thick
 LONDON **P** 41
 8° wedge sole (60:40) with forefoot support, 30mm thick
 HANNOVER **P** 42
 MAILAND **P** 43
 KÖLN **P** 44
 STOCKHOLM **P** 45
 10° wedge sole (50:50) with forefoot support, 30mm thick
 STENDAL **P** 46
 10° wedge sole (50:50) without forefoot support, 40mm thick
 BERLIN **P** 48

Heel Relief Shoes

ASYMMETRIC SHOES WITH HIGH SHAFT

Rigid sole with extra-strong rocker bottom and pitch, 30mm thick
 WETZLAR **D** 49

SYMMETRIC SHOES WITH HIGH SHAFT

5° wedge sole (20:80) without heel support, 30mm thick
 MÜNCHEN **P** 50
 WUPPERTAL **P** 51

ADDITIONAL INFORMATION

Spare Parts and Accessories..... 52



Classification of the Diabetic Foot Syndrome

The Diabetic Foot Syndrome (DFS) results from diabetes mellitus and involves a whole series of various symptoms. The cause of a diabetic foot syndrome can be either a neuropathic or an ischaemic foot, or a combination of both.

If it is the former, the nerves are damaged because of a permanently heightened blood glucose level which is weakening the muscles and causing the ligamentous apparatus to collapse.

Diabetic patients experience symptoms such as, for example, numbness, pressure points on the foot's sole and/or the toes as well as dry and vulnerable skin. Manifesting ulcers can become chronic wounds which only heal poorly, if at all.

In the case of an ischaemic foot, the arterial blood flow is interrupted. This may lead to the death of entire tissue areas.

Generally, wound treatment is an essential part of DFS therapy as the wounds' ability to heal is often impaired. This may result in amputations of the extremities after incorrect weight-bearing on the foot.

The cause of DFS must be considered when treating diabetic feet as each therapy differs from the other in many ways or is even contraindicated.

Moreover, the correct assessment of the existent risk group is essential for avoiding (further) injuries and to ensure the proper treatment of each individual patient.

In this catalogue you will find DIABETES therapeutic shoes for risk groups II, III and VII. You can see which risk groups and wound stages each DIABETES therapeutic shoe is especially recommended for in the product information in the paragraph Indications (for diabetes) on each shoe page. Our specifications are based on the classifications below.

Risk Groups of the Diabetic Foot Syndrome*

Risk group 0	Diabetes mellitus without peripheral neuropathy (PNP)/peripheral artery disease (PAD)
Risk group I	Same as risk group 0, with foot deformity
Risk group II	Diabetes mellitus with sensory neuropathy caused by PNP/relevant PAD
Risk group III	Condition after plantar ulcer
Risk group IV	Same as risk group II with deformities or disproportions
Risk group V	Diabetic neuro-osteoarthropathy (DNOAP) (LEVIN III)
Risk group VI	Same as risk group II with partial foot amputation
Risk group VII	Acute lesion

* according to "AG Fuß: Arbeitsgemeinschaft Diabetischer Fuß der Deutschen Diabetes Gesellschaft" (Working group on the diabetic foot in the German Diabetic Society) (as of 25th February 2006)

Wound Stages of Diabetic Feet**

	Grade 0	Grade 1	Grade 2	Grade 3	Grade 4	Grade 5
A	Pre- or postulcerative lesion	Superficial wound	Wound up to level of tendons or capsule	Wound up to level of bones or joints	Necrosis of parts of foot	Necrosis of the entire foot
B	With infection	With infection	With infection	With infection	With infection	With infection
C	With ischaemia	With ischaemia	With ischaemia	With ischaemia	With ischaemia	With ischaemia
D	With infection and ischaemia	With infection and ischaemia	With infection and ischaemia	With infection and ischaemia	With infection and ischaemia	With infection and ischaemia

** according to Wagner (grade 0-5) and Armstrong (stage A-D)

Classification of the Diabetic Foot Syndrome According to Wagner

Grade 0	Pre- and postulcerative foot
Grade 1	Superficial wound, but affected skin and subcutaneous tissue
Grade 2	Wound up to the level of tendons or capsule
Grade 3	Wound up to level of bones and joints
Grade 4	Necrosis of parts of foot
Grade 5	Necrosis of the entire foot

Armstrong's Stages of Diabetic Foot Syndrome

Stage A	Neuropathic foot without infection
Stage B	Neuropathic foot with infection
Stage C	With ischaemia
Stage D	With infection and ischaemia

Shoe Treatment

Risk groups II and III

For the treatment of diabetes mellitus with sensory neuropathy caused by PNP/relevant PAD and/or a condition after a plantar ulcer, usually, a therapeutic shoe with a custom-made foot orthotic or an orthopaedic shoe modification is used. That is why we offer an insole blank or insole set for all DIABETES therapeutic shoes, which can be adapted to relieve plantar pressure points. The insole can be used as a temporary measure until the patient-specific, custom-made foot bed has been made. In addition, the DIABETES therapeutic shoes offer sufficient space to allow a thick insole/foot orthotic to be used, without constricting the foot. Should more space be required due to bandages, foot malpositions/deformities or others, the inner volume can be adjusted, a wider shoe version can be selected or the (inner) material can be further modified.

Risk group VII

Recommended therapeutic shoes for lesions usually are relief, bandage, interim and orthosis shoes with a diabetic foot orthotic or an orthopaedic shoe modification. The shoes we offer for this treatment - especially the WIDE version - provide sufficient space for an individual foot orthotic as well as for additional bandages and/or orthoses that the patient wears. Due to the hook and loop fasteners, the wide shoe versions and the adaptable (inner) material, the shoes can also provide targeted relief in non-plantar areas. Additionally, the rigid sole design and the tall shaft ensure stability and security during stance and gait.

Dear Customer,

We measured our therapeutic shoes according to the Mondopoint system. Afterwards, the shoe sizes were recalculated by means of the Paris Point.

Mondopoint System

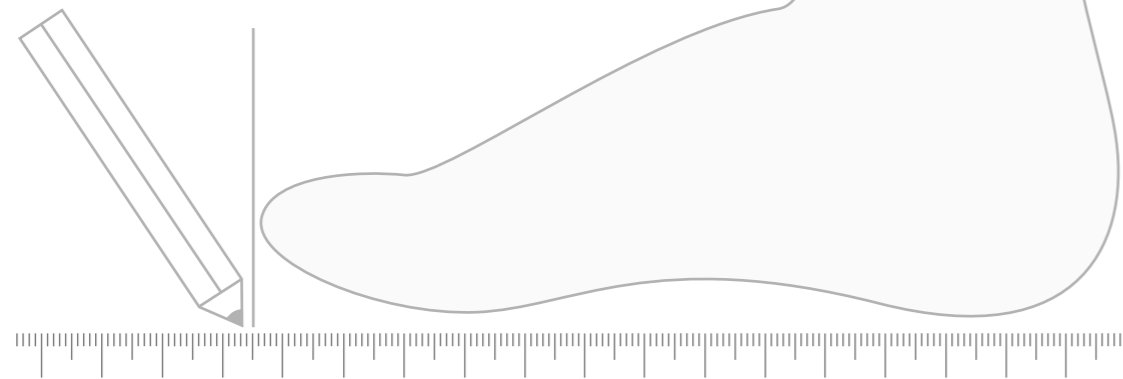
The Mondopoint system is an international standardised system to indicate shoe sizes. In contrast to other systems, not only the inner shoe length but also the inner shoe width is measured.

Paris Point

To determine the shoe sizes we used the Paris Point which is calculated as follows:
 (foot length + 1.5cm) x 1.5
 Length and width are indicated in mm.

ATTENTION!

In this catalogue, we state outdoor shoe sizes. These shoe sizes do not cover additional space for bandages or the like.



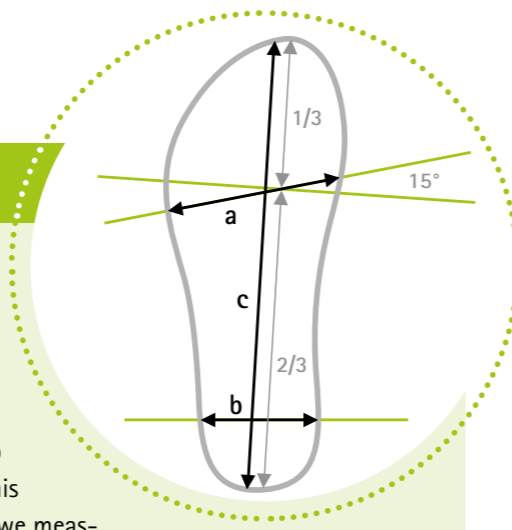
Asymmetric Shoes

Inner shoe length

The inner shoe length (c) was measured from the middle of the heel area to the middle of the great toe with a standard measurement device.

Inner shoe widths (ball and heel area)

The inner shoe widths were measured at the insole. We measured from the toe-cap and drew a crossline at 1/3 of the insole for the inner shoe width in ball area. At this right-angled straight line a 15° angle was measured. The resulting line was where we measured the inner shoe width in ball area (a). The inner shoe width in heel area (b) was measured at the level of the middle of the heel.



CROSSROADS

Orthosis Shoe. Different.

FIOR & GENTZ
 ORTHOPÄDIETECHNIK MIT SYSTEM



Comfortable fit with and without orthosis.

The CROSSROADS orthosis shoes always guarantee a perfect fit thanks to their special design and the carefully chosen material. The integrated elastic textile material as well as two removable insoles offer a flexible volume. Furthermore, it is possible to create an outsole elevation with an EVA sheet or to attach a vibram® flat sole under the shoe for additional slip resistance. CROSSROADS is available in four different combinations of REGULAR and SLIM widths. This makes the fit ideal for any foot – with and without an orthosis.

Shoe Measurements		Use
Pitch*	15mm	h-Cast
Heel Height**	25mm	Orthosis Configurator

* The height of the pitch corresponds to the height of the h-cast plate to be used in the physical examination.

** The heel height is used in the Orthosis Configurator as part of the calculation basis.

Size	36-48	
Material	High quality leather – certified cow leather used for the upper material and soft calf leather used for the inner lining ensure the highest wearing comfort.	
Shoe Designs	REGULAR left and right SLIM left and right	REGULAR left/ SLIM right SLIM left/REGULAR right

All orthosis shoes are sold in pairs for each shoe size.



WASHABLE

All therapeutic shoes can be washed at 40°C.

INDOORS & OUTDOORS

All HOMECARE therapeutic shoes are also suitable for both indoor and outdoor activities.

BREATHABLE

The upper fabric of all therapeutic shoes is breathable.

OUTSOLES

Most outsoles are 30mm thick and are made of EVA solid material and rubber. The rigid soles of the DIABETES and POST-OP therapeutic shoes can be adapted to patient-specific needs by grinding the sole base and/or gluing. In addition, the design of the POST-OP therapeutic shoes prevent flexion of the metatarsophalangeal joints and ensures the patient's foot being stabilised and immobilised. That is how an existing wound is relieved and the wound's healing supported in an optimal way.

The soles of the HOMECARE therapeutic shoes are flexible and have a slight wedge heel. This sole design supports a natural heel to toe movement while walking.

REINFORCED HEEL CAP

All therapeutic shoes with a closed heel area are equipped with a reinforced heel cap which provides support for the patient, cushions the heel and ensures comfortable stability.

FASTENER SYSTEM

Many therapeutic shoes can be opened and closed easily due to the hook and loop fasteners. Generous loop areas on the shoe ensure individual wearing comfort. Furthermore, the hook and loop fasteners have additional seams, allowing them to be shortened as needed.

ADAPTABLE INNER VOLUME

Using the adjustable hook and loop fasteners or spacious hook and instep fasteners and the removable insoles, the inner volume can be adapted to the individual need for space of a patient.

INSOLES

Many therapeutic shoe models have EVA insoles, of which the upper insole has an antimicrobial coating. By modifying the insoles, the inner volume and the hardness of the padding can be adapted to individual space and wear requirements. If applicable, the insoles can be replaced with an individual foot orthotic.



Product Information

INDICATIONS FOR DIABETES

LEIPZIG is particularly suited for the following risk groups and wound stages of the diabetic foot syndrome:

- Risk group II:** diabetes mellitus with sensory neuropathy caused by PNP/relevant PAD
- Grade 0:** pre- and post-ulcerative foot
- Risk group III:** condition after plantar ulcer
- Grade 0:** condition after lesion, vulnerable foot

INDICATIONS FOR HOMECARE

LEIPZIG is particularly suited for patients with wounds (e.g. caused by traumatic injuries) or swellings (caused by other indications) in the foot area who need a closed shoe with flexible sole and a significant, adaptable inner volume.

SOLE DESIGN

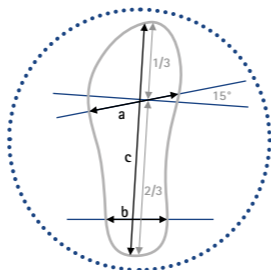
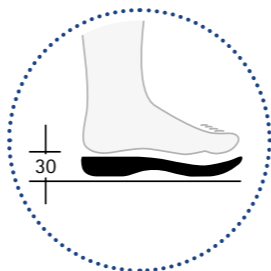
LEIPZIG has a 30mm thick, flexible sole with pitch. This sole design supports a natural heel to toe movement while walking.

INSOLES

Inside the shoe you will find three 5mm thick insoles made of EVA material (FO0053-XX). The top insole has an antimicrobial coating. **For DIABETES therapeutic shoes:** as an intermediary solution, these can be used to relieve pressure until they can be replaced with a diabetic foot orthotic.

SPECIAL FEATURES

LEIPZIG provides much space for specific demands. Due to the generous hook and loop fasteners and the zip at the heel, this shoe can be opened very wide and thus easily put on and taken off. In addition, this shoe has an integrated toe cap for more stability and protection in the toe area.



LEIPZIG

Shoe Size	Inner Shoe Dimensions [mm]			Art. No. pair	Art. No. left shoe	Art. No. right shoe
	a	b	c			
35	95	66	227	TS5512-35	TS5512-35/L	TS5512-35/R
36	96	67	233	TS5512-36	TS5512-36/L	TS5512-36/R
37	98	68	239	TS5512-37	TS5512-37/L	TS5512-37/R
38	95	70	246	TS5512-38	TS5512-38/L	TS5512-38/R
39	101	70	251	TS5512-39	TS5512-39/L	TS5512-39/R
40	102	71	252	TS5512-40	TS5512-40/L	TS5512-40/R
41	103	73	266	TS5512-41	TS5512-41/L	TS5512-41/R
42	105	73	270	TS5512-42	TS5512-42/L	TS5512-42/R
43	108	75	278	TS5512-43	TS5512-43/L	TS5512-43/R
44	109	75	290	TS5512-44	TS5512-44/L	TS5512-44/R
45	111	76	290	TS5512-45	TS5512-45/L	TS5512-45/R
46	112	77	294	TS5512-46	TS5512-46/L	TS5512-46/R
47	113	78	310	TS5512-47	TS5512-47/L	TS5512-47/R
48	114	78	310	TS5512-48	TS5512-48/L	TS5512-48/R
49	116	80	315	TS5512-49	TS5512-49/L	TS5512-49/R
50	118	81	320	TS5512-50	TS5512-50/L	TS5512-50/R

→ You will find insoles on catalogue page 52.





Product Information

INDICATIONS FOR DIABETES

FLENSBURG is particularly suited for the following risk groups and wound stages of the diabetic foot syndrome:

- Risk group III:** condition after plantar ulcer
- Grade 0: condition after lesion
- Risk group VII:** acute lesion
- Grade 1: superficial wound
- Grade 2: wounds up to tendon/capsule, plantar ulcer at the forefoot area
- Grade 4: limited necrosis in the forefoot area, condition after toe amputation
- Grade 4-5: partial forefoot amputation, e.g. condition after single toe removals but preservation of the metatarsophalangeal joint of the big toe

INDICATIONS FOR POST-OP

FLENSBURG is particularly suited for patients with wounds at the foot/forefoot area on the sole of the foot (e.g. caused by traumatic injuries), swellings at the foot area (e.g. caused by inflammations) or joint pain in the foot area (e.g. caused by rheumatism or arthrosis) who need a closed shoe with an individually adaptable inner volume and a high shaft.

SHOE TYPES

The asymmetric bandage shoe FLENSBURG is available in a STANDARD and WIDE version.

SOLE DESIGN

FLENSBURG has a 30mm thick, rigid and extra strong rocker bottom sole with pitch. **For DIABETES therapeutic shoes:** the rigid sole prevents flexion of the metatarsophalangeal joints and ensures the patient's foot being stabilised and immobilised. That is how an existing wound is relieved and the wound's healing supported in an optimal way.

INSOLES

Inside the shoe you will find three 5mm thick insoles made of EVA material (STANDARD F00053-XX and WIDE F00054-XX). The top insole has an antimicrobial coating. **For DIABETES therapeutic shoes:** as an intermediary solution, these can be used to relieve pressure until they can be replaced with a diabetic foot orthotic.

SPECIAL FEATURES

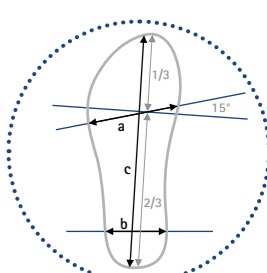
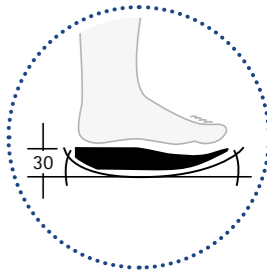
FLENSBURG, especially the WIDE version, provides much space for specific demands. By using the heel zip, this shoe can be put on and taken off without even using the hook and loop fasteners. In addition, this shoe has an integrated toe cap for more stability and protection in the toe area.

FLENSBURG STANDARD


Shoe Size	Inner Shoe Dimensions [mm]			Art. No. pair	Art. No. left shoe	Art. No. right shoe
	a	b	c			
35	95	66	227	TS5311-35	TS5311-35/L	TS5311-35/R
36	96	67	233	TS5311-36	TS5311-36/L	TS5311-36/R
37	98	68	239	TS5311-37	TS5311-37/L	TS5311-37/R
38	100	69	246	TS5311-38	TS5311-38/L	TS5311-38/R
39	101	70	251	TS5311-39	TS5311-39/L	TS5311-39/R
40	102	73	257	TS5311-40	TS5311-40/L	TS5311-40/R
41	105	75	260	TS5311-41	TS5311-41/L	TS5311-41/R
42	107	75	272	TS5311-42	TS5311-42/L	TS5311-42/R
43	108	76	280	TS5311-43	TS5311-43/L	TS5311-43/R
44	109	78	290	TS5311-44	TS5311-44/L	TS5311-44/R
45	111	78	291	TS5311-45	TS5311-45/L	TS5311-45/R
46	112	80	299	TS5311-46	TS5311-46/L	TS5311-46/R
47	113	80	308	TS5311-47	TS5311-47/L	TS5311-47/R
48	114	83	315	TS5311-48	TS5311-48/L	TS5311-48/R
49	116	80	315	TS5311-49	TS5311-49/L	TS5311-49/R
50	118	81	320	TS5311-50	TS5311-50/L	TS5311-50/R

FLENSBURG WIDE

Shoe Size	Inner Shoe Dimensions [mm]			Art. No. pair	Art. No. left shoe	Art. No. right shoe
	a	b	c			
35	105	69	233	TS5911-35	TS5911-35/L	TS5911-35/R
36	107	69	240	TS5911-36	TS5911-36/L	TS5911-36/R
37	109	70	240	TS5911-37	TS5911-37/L	TS5911-37/R
38	110	71	250	TS5911-38	TS5911-38/L	TS5911-38/R
39	111	72	252	TS5911-39	TS5911-39/L	TS5911-39/R
40	112	73	260	TS5911-40	TS5911-40/L	TS5911-40/R
41	112	74	265	TS5911-41	TS5911-41/L	TS5911-41/R
42	113	75	270	TS5911-42	TS5911-42/L	TS5911-42/R
43	115	76	277	TS5911-43	TS5911-43/L	TS5911-43/R
44	120	77	287	TS5911-44	TS5911-44/L	TS5911-44/R
45	123	78	290	TS5911-45	TS5911-45/L	TS5911-45/R
46	123	78	298	TS5911-46	TS5911-46/L	TS5911-46/R
47	125	81	303	TS5911-47	TS5911-47/L	TS5911-47/R
48	126	82	310	TS5911-48	TS5911-48/L	TS5911-48/R
49	129	84	324	TS5911-49	TS5911-49/L	TS5911-49/R
50	130	85	330	TS5911-50	TS5911-50/L	TS5911-50/R



→ You will find insoles on catalogue page 52.



Product Information

INDICATIONS FOR DIABETES

ERFURT is particularly suited for the following risk groups and wound stages of the diabetic foot syndrome:

- Risk group III:** condition after plantar ulcer
- Grade 0: condition after lesion
- Risk group VII:** acute lesion
- Grade 1: superficial wound
- Grade 2: wounds up to tendon/capsule, plantar ulcer at the forefoot area
- Grade 4: limited necrosis at the forefoot area, condition after toe amputation
- Grade 4-5: partial forefoot amputation, e.g. condition after single toe removals but preservation of the metatarsophalangeal joint of the big toe

INDICATIONS FOR POST-OP

ERFURT is particularly suited for patients with wounds at the foot/forefoot area on the sole of the foot (e.g. caused by traumatic injuries), swellings at the foot area (e.g. caused by inflammations) or joint pain in the foot area (e.g. caused by rheumatism or arthrosis) who need a closed shoe with a fastener system that can be widely opened and a high shaft.

SHOE TYPES

The asymmetric bandage shoe ERFURT is available in a STANDARD and WIDE version.

SOLE DESIGN

ERFURT has a 30mm thick, rigid and extra strong rocker bottom sole with pitch. **For DIABETES therapeutic shoes:** the rigid sole prevents flexion of the metatarsophalangeal joints and ensures the patient's foot being stabilised and immobilised. That is how an existing wound is relieved and the wound's healing supported in an optimal way.

INSOLES

Inside the shoe you will find three 5mm thick insoles made of EVA material (STANDARD F00053-XX and WIDE F00054-XX). The top insole has an antimicrobial coating. **For DIABETES therapeutic shoes:** as an intermediary solution, these can be used to relieve pressure until they can be replaced with a diabetic foot orthotic.

SPECIAL FEATURES

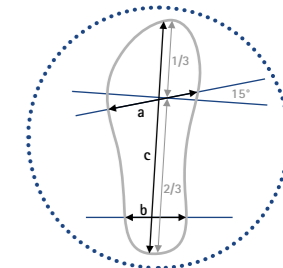
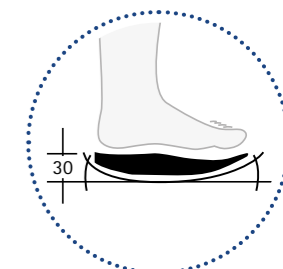
ERFURT, especially the WIDE version, provides much space for bandages and other specific demands. By using the heel zip, this shoe can be put on and taken off without even opening the instep fastener. In addition, this shoe has an integrated toe cap for more stability and protection in the toe area.

ERFURT STANDARD

Shoe Size	Inner Shoe Dimensions [mm]			Art. No. pair	Art. No. left shoe	Art. No. right shoe
	a	b	c			
35	95	66	227	TS5310-35	TS5310-35/L	TS5310-35/R
36	96	67	233	TS5310-36	TS5310-36/L	TS5310-36/R
37	98	68	239	TS5310-37	TS5310-37/L	TS5310-37/R
38	100	69	246	TS5310-38	TS5310-38/L	TS5310-38/R
39	101	70	251	TS5310-39	TS5310-39/L	TS5310-39/R
40	102	73	257	TS5310-40	TS5310-40/L	TS5310-40/R
41	105	75	260	TS5310-41	TS5310-41/L	TS5310-41/R
42	107	75	272	TS5310-42	TS5310-42/L	TS5310-42/R
43	108	76	280	TS5310-43	TS5310-43/L	TS5310-43/R
44	109	78	290	TS5310-44	TS5310-44/L	TS5310-44/R
45	111	78	291	TS5310-45	TS5310-45/L	TS5310-45/R
46	112	80	299	TS5310-46	TS5310-46/L	TS5310-46/R
47	113	80	308	TS5310-47	TS5310-47/L	TS5310-47/R
48	114	83	315	TS5310-48	TS5310-48/L	TS5310-48/R
49	116	80	315	TS5310-49	TS5310-49/L	TS5310-49/R
50	118	81	320	TS5310-50	TS5310-50/L	TS5310-50/R

ERFURT WIDE

Shoe Size	Inner Shoe Dimensions [mm]			Art. No. pair	Art. No. left shoe	Art. No. right shoe
	a	b	c			
35	105	69	233	TS5410-35	TS5410-35/L	TS5410-35/R
36	107	69	240	TS5410-36	TS5410-36/L	TS5410-36/R
37	109	70	240	TS5410-37	TS5410-37/L	TS5410-37/R
38	110	71	250	TS5410-38	TS5410-38/L	TS5410-38/R
39	111	72	252	TS5410-39	TS5410-39/L	TS5410-39/R
40	112	73	260	TS5410-40	TS5410-40/L	TS5410-40/R
41	112	74	265	TS5410-41	TS5410-41/L	TS5410-41/R
42	113	75	270	TS5410-42	TS5410-42/L	TS5410-42/R
43	115	76	277	TS5410-43	TS5410-43/L	TS5410-43/R
44	120	77	287	TS5410-44	TS5410-44/L	TS5410-44/R
45	123	78	290	TS5410-45	TS5410-45/L	TS5410-45/R
46	123	78	298	TS5410-46	TS5410-46/L	TS5410-46/R
47	125	81	305	TS5410-47	TS5410-47/L	TS5410-47/R
48	126	82	310	TS5410-48	TS5410-48/L	TS5410-48/R
49	129	84	324	TS5410-49	TS5410-49/L	TS5410-49/R
50	130	85	330	TS5410-50	TS5410-50/L	TS5410-50/R



→ You will find insoles on catalogue page 52.



Product Information

INDICATIONS FOR DIABETES

AUGSBURG is particularly suited for the following risk groups and wound stages of the diabetic foot syndrome:

- Risk group III:** condition after plantar ulcer
- Grade 0: condition after lesion
- Risk group VII:** acute lesion
- Grade 1: superficial wound
- Grade 2: wounds up to tendon/capsule, plantar ulcer at the forefoot area
- Grade 4: limited necrosis at the forefoot area, condition after toe amputation
- Grade 4-5: partial forefoot amputation, e.g. condition after single toe removals but preservation of the metatarsophalangeal joint of the big toe

INDICATIONS FOR POST-OP

AUGSBURG is particularly suited for patients with wounds at the foot/forefoot area on the sole of the foot (e.g. caused by traumatic injuries), swellings at the foot area (e.g. caused by inflammations) or joint pain in the foot area (e.g. caused by rheumatism or arthrosis) who need a shoe with an open toe area and a high shaft.

SHOE TYPES

The asymmetric therapeutic shoe AUGSBURG is available in a STANDARD and WIDE version.

SOLE DESIGN

AUGSBURG has a 30mm thick, rigid and extra strong rocker bottom sole with pitch. **For DIABETES therapeutic shoes:** the rigid sole prevents flexion of the metatarsophalangeal joints and ensures the patient's foot being stabilised and immobilised. That is how an existing wound is relieved and the wound's healing supported in an optimal way.

INSOLES

Inside the shoe you will find three 5mm thick insoles made of EVA material (STANDARD F00053-XX and WIDE F00054-XX). The top insole has an antimicrobial coating. **For DIABETES therapeutic shoes:** as an intermediary solution, these can be used to relieve pressure until they can be replaced with a diabetic foot orthotic.

SPECIAL FEATURES

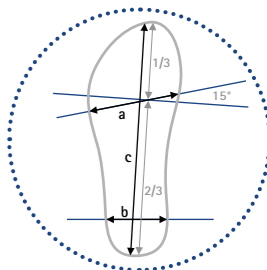
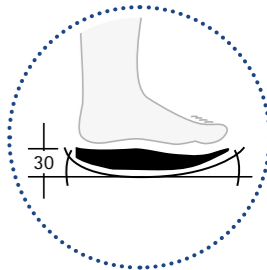
AUGSBURG, especially the WIDE version, provides much space for bandages and other specific demands. Additionally, a protective forefoot cap can be attached to the toe area that keeps the foot dry and warm.


AUGSBURG STANDARD

Shoe Size	Inner Shoe Dimensions [mm]			Art. No. pair	Art. No. left shoe	Art. No. right shoe
	a	b	c			
35	95	66	227	TS5381-35	TS5381-35/L	TS5381-35/R
36	96	67	233	TS5381-36	TS5381-36/L	TS5381-36/R
37	98	68	239	TS5381-37	TS5381-37/L	TS5381-37/R
38	100	69	246	TS5381-38	TS5381-38/L	TS5381-38/R
39	101	70	251	TS5381-39	TS5381-39/L	TS5381-39/R
40	102	73	257	TS5381-40	TS5381-40/L	TS5381-40/R
41	105	75	260	TS5381-41	TS5381-41/L	TS5381-41/R
42	107	75	272	TS5381-42	TS5381-42/L	TS5381-42/R
43	108	76	280	TS5381-43	TS5381-43/L	TS5381-43/R
44	109	78	290	TS5381-44	TS5381-44/L	TS5381-44/R
45	111	78	291	TS5381-45	TS5381-45/L	TS5381-45/R
46	112	80	299	TS5381-46	TS5381-46/L	TS5381-46/R
47	113	80	308	TS5381-47	TS5381-47/L	TS5381-47/R
48	114	83	315	TS5381-48	TS5381-48/L	TS5381-48/R
49	116	80	315	TS5381-49	TS5381-49/L	TS5381-49/R
50	118	81	320	TS5381-50	TS5381-50/L	TS5381-50/R

AUGSBURG WIDE

Shoe Size	Inner Shoe Dimensions [mm]			Art. No. pair	Art. No. left shoe	Art. No. right shoe
	a	b	c			
35	105	69	233	TS5481-35	TS5481-35/L	TS5481-35/R
36	107	69	240	TS5481-36	TS5481-36/L	TS5481-36/R
37	109	70	240	TS5481-37	TS5481-37/L	TS5481-37/R
38	110	71	250	TS5481-38	TS5481-38/L	TS5481-38/R
39	111	72	252	TS5481-39	TS5481-39/L	TS5481-39/R
40	112	73	260	TS5481-40	TS5481-40/L	TS5481-40/R
41	112	74	265	TS5481-41	TS5481-41/L	TS5481-41/R
42	113	75	270	TS5481-42	TS5481-42/L	TS5481-42/R
43	115	76	277	TS5481-43	TS5481-43/L	TS5481-43/R
44	120	77	287	TS5481-44	TS5481-44/L	TS5481-44/R
45	123	78	290	TS5481-45	TS5481-45/L	TS5481-45/R
46	123	78	298	TS5481-46	TS5481-46/L	TS5481-46/R
47	125	81	305	TS5481-47	TS5481-47/L	TS5481-47/R
48	126	82	310	TS5481-48	TS5481-48/L	TS5481-48/R
49	129	84	324	TS5481-49	TS5481-49/L	TS5481-49/R
50	130	85	330	TS5481-50	TS5481-50/L	TS5481-50/R





Product Information

INDICATIONS

DRESDEN is particularly suited for the following risk groups and wound stages of the diabetic foot syndrome:

- Risk group III:** condition after plantar ulcer
- Grade 0: condition after lesion
- Risk group VII:** acute lesion
- Grade 1: superficial wound
- Grade 2: wounds up to tendon/capsule, plantar ulcer at the forefoot area
- Grade 4: limited necrosis at the forefoot area, condition after toe amputation
- Grade 4-5: partial forefoot amputation, e.g. condition after single toe removals but preservation of the metatarsophalangeal joint of the big toe

SHOE TYPES

The asymmetric DIABETES therapeutic shoe DRESDEN is available in a STANDARD and WIDE version.

SOLE DESIGN

DRESDEN has a 30mm thick, rigid and extra strong rocker bottom sole with pitch. The rigid sole prevents flexion of the metatarsophalangeal joints and ensures the patient's foot being stabilised and immobilised. That is how an existing wound is relieved and the wound's healing supported in an optimal way.

INSOLES

The shoe is delivered without insoles. For a successful treatment, in the long run, the shoe should be used with a diabetic foot orthotic. You can use the included cutting template to produce one.

SPECIAL FEATURES

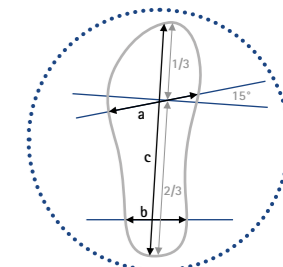
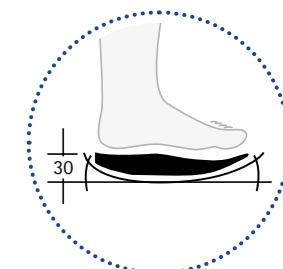
DRESDEN, especially the WIDE version, provides much space for specific demands. The firm outer fabric can be separated from the soft inner fabric in order to avoid possible pressure points and prevent the manifestation of oedema. Furthermore, DRESDEN is an appropriate TWINSHOE and thus height compensation for the DIABETES therapeutic shoe WETZLAR.

DRESDEN STANDARD

Shoe Size	Inner Shoe Dimensions [mm]			Art. No. pair	Art. No. left shoe	Art. No. right shoe
	a	b	c			
35	93	63	239	TS5811-35	TS5811-35/L	TS5811-35/R
36	94	63	243	TS5811-36	TS5811-36/L	TS5811-36/R
37	95	65	248	TS5811-37	TS5811-37/L	TS5811-37/R
38	96	66	256	TS5811-38	TS5811-38/L	TS5811-38/R
39	99	67	264	TS5811-39	TS5811-39/L	TS5811-39/R
40	102	69	268	TS5811-40	TS5811-40/L	TS5811-40/R
41	102	70	272	TS5811-41	TS5811-41/L	TS5811-41/R
42	104	70	278	TS5811-42	TS5811-42/L	TS5811-42/R
43	105	70	290	TS5811-43	TS5811-43/L	TS5811-43/R
44	108	72	295	TS5811-44	TS5811-44/L	TS5811-44/R
45	108	73	300	TS5811-45	TS5811-45/L	TS5811-45/R
46	110	73	306	TS5811-46	TS5811-46/L	TS5811-46/R
47	113	75	315	TS5811-47	TS5811-47/L	TS5811-47/R
48	113	77	316	TS5811-48	TS5811-48/L	TS5811-48/R

DRESDEN WIDE

Shoe Size	Inner Shoe Dimensions [mm]			Art. No. pair	Art. No. left shoe	Art. No. right shoe
	a	b	c			
35	103	67	243	TS5411-35	TS5411-35/L	TS5411-35/R
36	104	68	247	TS5411-36	TS5411-36/L	TS5411-36/R
37	105	70	254	TS5411-37	TS5411-37/L	TS5411-37/R
38	108	70	259	TS5411-38	TS5411-38/L	TS5411-38/R
39	109	71	264	TS5411-39	TS5411-39/L	TS5411-39/R
40	109	71	270	TS5411-40	TS5411-40/L	TS5411-40/R
41	110	72	276	TS5411-41	TS5411-41/L	TS5411-41/R
42	111	73	283	TS5411-42	TS5411-42/L	TS5411-42/R
43	113	74	288	TS5411-43	TS5411-43/L	TS5411-43/R
44	115	75	295	TS5411-44	TS5411-44/L	TS5411-44/R
45	117	76	300	TS5411-45	TS5411-45/L	TS5411-45/R
46	118	78	308	TS5411-46	TS5411-46/L	TS5411-46/R
47	120	78	311	TS5411-47	TS5411-47/L	TS5411-47/R
48	122	80	317	TS5411-48	TS5411-48/L	TS5411-48/R



→ You will find insoles on catalogue page 52.



Product Information

INDICATIONS

KASSEL is particularly suited for the following risk groups and wound stages of the diabetic foot syndrome:

- Risk group III:** condition after plantar ulcer
- Grade 0: condition after lesion
- Risk group VII:** acute lesion
- Grade 1: superficial wound
- Grade 2: wounds up to tendon/capsule, plantar ulcer at the forefoot area
- Grade 4: limited necrosis at the forefoot area, condition after toe amputation
- Grade 4-5: partial forefoot amputation, e.g. condition after single toe removals but preservation of the metatarsophalangeal joint of the big toe

SHOE TYPES

The asymmetric diabetic shoe KASSEL is available in a STANDARD and WIDE version.

SOLE DESIGN

KASSEL has a 30mm thick, rigid and extra strong rocker bottom sole with pitch. The rigid sole prevents flexion of the metatarsophalangeal joints and ensures the patient's foot being stabilised and immobilised. That is how an existing wound is relieved and the wound's healing supported in an optimal way.

INSOLES

The shoe is delivered without insoles. For a successful treatment, in the long run, the shoe should be used with a diabetic foot orthotic. You can use the included cutting template to produce one.

SPECIAL FEATURES

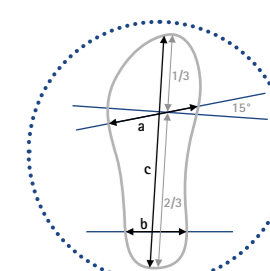
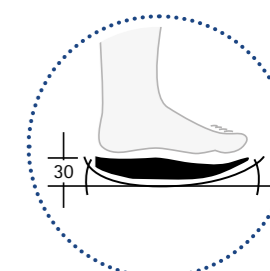
KASSEL, especially the WIDE version, provides much space for specific demands. The firm outer fabric can be separated from the soft inner fabric in order to avoid possible pressure points and prevent the manifestation of oedema. If applicable, a protective forefoot cap can be attached to the toe area that keeps the foot dry and warm.

KASSEL STANDARD

Shoe Size	Inner Shoe Dimensions [mm]			Art. No. pair	Art. No. left shoe	Art. No. right shoe
	a	b	c			
35	93	63	239	TS5421-35	TS5421-35/L	TS5421-35/R
36	94	63	243	TS5421-36	TS5421-36/L	TS5421-36/R
37	95	65	248	TS5421-37	TS5421-37/L	TS5421-37/R
38	96	66	256	TS5421-38	TS5421-38/L	TS5421-38/R
39	99	67	264	TS5421-39	TS5421-39/L	TS5421-39/R
40	102	69	268	TS5421-40	TS5421-40/L	TS5421-40/R
41	102	70	272	TS5421-41	TS5421-41/L	TS5421-41/R
42	104	70	278	TS5421-42	TS5421-42/L	TS5421-42/R
43	105	70	290	TS5421-43	TS5421-43/L	TS5421-43/R
44	108	72	293	TS5421-44	TS5421-44/L	TS5421-44/R
45	108	73	300	TS5421-45	TS5421-45/L	TS5421-45/R
46	110	73	306	TS5421-46	TS5421-46/L	TS5421-46/R
47	113	75	315	TS5421-47	TS5421-47/L	TS5421-47/R
48	113	77	316	TS5421-48	TS5421-48/L	TS5421-48/R

KASSEL WIDE

Shoe Size	Inner Shoe Dimensions [mm]			Art. No. pair	Art. No. left shoe	Art. No. right shoe
	a	b	c			
35	103	67	243	TS5321-35	TS5321-35/L	TS5321-35/R
36	104	68	247	TS5321-36	TS5321-36/L	TS5321-36/R
37	105	70	254	TS5321-37	TS5321-37/L	TS5321-37/R
38	108	70	259	TS5321-38	TS5321-38/L	TS5321-38/R
39	109	71	264	TS5321-39	TS5321-39/L	TS5321-39/R
40	109	71	270	TS5321-40	TS5321-40/L	TS5321-40/R
41	110	72	276	TS5321-41	TS5321-41/L	TS5321-41/R
42	111	73	283	TS5321-42	TS5321-42/L	TS5321-42/R
43	113	74	288	TS5321-43	TS5321-43/L	TS5321-43/R
44	115	75	295	TS5321-44	TS5321-44/L	TS5321-44/R
45	117	76	300	TS5321-45	TS5321-45/L	TS5321-45/R
46	118	78	308	TS5321-46	TS5321-46/L	TS5321-46/R
47	120	78	311	TS5321-47	TS5321-47/L	TS5321-47/R
48	122	80	317	TS5321-48	TS5321-48/L	TS5321-48/R



➔ You will find insoles on catalogue page 52.
➔ You will find protective forefoot caps on catalogue page 56.



Product Information

INDICATIONS FOR DIABETES

KONSTANZ is particularly suited for the following risk groups and wound stages of the diabetic foot syndrome:

Risk group II: diabetes mellitus with sensory neuropathy caused by PNP/relevant PAD

Grade 0: pre- and post-ulcerative foot

Risk group III: condition after plantar ulcer

Grade 0: condition after lesion, vulnerable foot

INDICATIONS FOR HOMECARE

KONSTANZ is particularly suited for patients with wounds (e.g. caused by traumatic injuries) or swellings (caused by other indications) in the foot area who need an open shoe with flexible sole and adaptable inner volume.

SOLE DESIGN

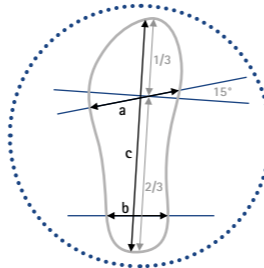
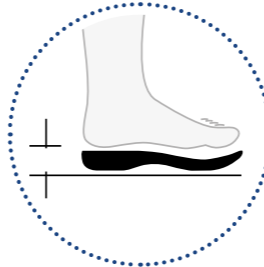
KONSTANZ has a 30mm thick, flexible sole with pitch. This sole design supports a natural heel to toe movement while walking.

INSOLES

Inside the shoe you will find three 5mm thick insoles made of EVA material (FO0053-XX). The top insole has an antimicrobial coating. **For DIABETES therapeutic shoes:** as an intermediary solution, these can be used to relieve pressure until they can be replaced with a diabetic foot orthotic.

SPECIAL FEATURES

KONSTANZ is a light shoe which provides much air and space. Due to the open design and by using the comfortable hook and loop fasteners, this shoe can easily be put on and taken off.



KONSTANZ

Shoe Size	Inner Shoe Dimensions [mm]			Art. No. pair	Art. No. left shoe	Art. No. right shoe
	a	b	c			
35	95	66	227	TH4562-35	TH4562-35/L	TH4562-35/R
36	96	67	228	TH4562-36	TH4562-36/L	TH4562-36/R
37	98	67	235	TH4562-37	TH4562-37/L	TH4562-37/R
38	100	69	240	TH4562-38	TH4562-38/L	TH4562-38/R
39	101	70	251	TH4562-39	TH4562-39/L	TH4562-39/R
40	102	70	255	TH4562-40	TH4562-40/L	TH4562-40/R
41	105	73	266	TH4562-41	TH4562-41/L	TH4562-41/R
42	107	74	272	TH4562-42	TH4562-42/L	TH4562-42/R
43	108	75	280	TH4562-43	TH4562-43/L	TH4562-43/R
44	109	75	285	TH4562-44	TH4562-44/L	TH4562-44/R
45	111	76	289	TH4562-45	TH4562-45/L	TH4562-45/R
46	112	80	300	TH4562-46	TH4562-46/L	TH4562-46/R
47	113	78	304	TH4562-47	TH4562-47/L	TH4562-47/R
48	114	79	307	TH4562-48	TH4562-48/L	TH4562-48/R
49	116	80	313	TH4562-49	TH4562-49/L	TH4562-49/R
50	118	81	320	TH4562-50	TH4562-50/L	TH4562-50/R

➔ You will find insoles on catalogue page 52.





Product Information

INDICATIONS FOR DIABETES

HEIDELBERG is particularly suited for the following risk groups and wound stages of the diabetic foot syndrome:

- Risk group II:** diabetes mellitus with sensory neuropathy caused by PNP/relevant PAD
- Grade 0: pre- and post-ulcerative foot
- Risk group III:** condition after plantar ulcer
- Grade 0: condition after lesion, vulnerable foot

INDICATIONS FOR HOMECARE

HEIDELBERG is particularly suited for patients with wounds (e.g. caused by traumatic injuries) or swellings (caused by other indications) in the foot area who need a closed shoe with flexible sole and adaptable inner volume.

SOLE DESIGN

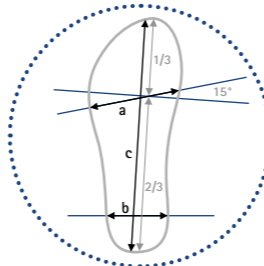
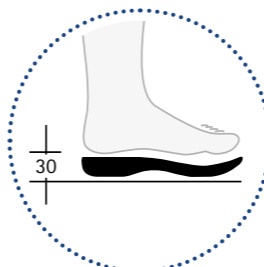
HEIDELBERG has a 30mm thick, flexible sole with pitch. This sole design supports a natural heel to toe movement while walking.

INSOLES

Inside the shoe you will find three 5mm thick insoles made of EVA material (FO0053-XX). The top insole has an antimicrobial coating. **For DIABETES therapeutic shoes:** as an intermediary solution, these can be used to relieve pressure until they can be replaced with a diabetic foot orthotic.

SPECIAL FEATURES

HEIDELBERG has a variable volume. The partially flexible upper fabric of the shoe is elastic and adapts to different space demands (e.g. due to varying or thick bandages).



HEIDELBERG

Shoe Size	Inner Shoe Dimensions [mm]			Art. No. pair	Art. No. left shoe	Art. No. right shoe
	a	b	c			
35	95	66	227	TS4552-35	TS4552-35/L	TS4552-35/R
36	96	67	233	TS4552-36	TS4552-36/L	TS4552-36/R
37	98	68	243	TS4552-37	TS4552-37/L	TS4552-37/R
38	100	69	246	TS4552-38	TS4552-38/L	TS4552-38/R
39	101	70	251	TS4552-39	TS4552-39/L	TS4552-39/R
40	102	71	257	TS4552-40	TS4552-40/L	TS4552-40/R
41	105	73	262	TS4552-41	TS4552-41/L	TS4552-41/R
42	107	74	272	TS4552-42	TS4552-42/L	TS4552-42/R
43	108	75	280	TS4552-43	TS4552-43/L	TS4552-43/R
44	109	75	284	TS4552-44	TS4552-44/L	TS4552-44/R
45	111	76	292	TS4552-45	TS4552-45/L	TS4552-45/R
46	112	76	299	TS4552-46	TS4552-46/L	TS4552-46/R
47	113	78	300	TS4552-47	TS4552-47/L	TS4552-47/R
48	114	79	310	TS4552-48	TS4552-48/L	TS4552-48/R
49	116	80	315	TS4552-49	TS4552-49/L	TS4552-49/R
50	118	81	328	TS4552-50	TS4552-50/L	TS4552-50/R

→ You will find insoles on catalogue page 52.





Product Information

INDICATIONS

NÜRNBERG is particularly suited for the following risk groups and wound stages of the diabetic foot syndrome:

- Risk group III:** condition after plantar ulcer
- Grade 0:** condition after lesion (vulnerable foot)

SHOE TYPES

The asymmetric DIABETES therapeutic shoe NÜRNBERG is available in a STANDARD and WIDE version.

SOLE DESIGN

NÜRNBERG has a 30mm thick, rigid and extra strong rocker bottom sole with pitch. The rigid sole prevents flexion of the metatarsophalangeal joints and ensures the patient's foot being stabilised and immobilised. That is how an existing wound is relieved and the wound's healing supported in an optimal way.

INSOLES

The shoe is delivered without insoles. For a successful treatment, in the long run, the shoe should be used with a diabetic foot orthotic. You can use the delivered cutting template to produce one.

SPECIAL FEATURES

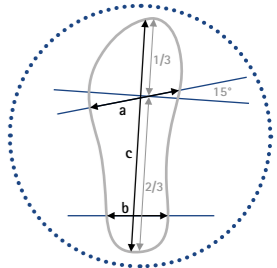
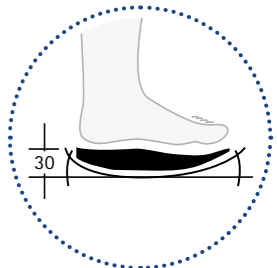
NÜRNBERG, especially the WIDE version, provides much space for specific demands. Besides, the firm outer fabric can be separated from the soft inner fabric in order to avoid possible pressure points and prevent the manifestation of oedema.

NÜRNBERG STANDARD

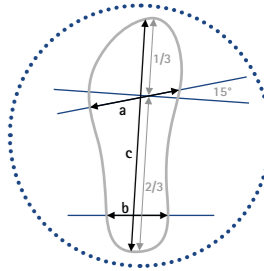
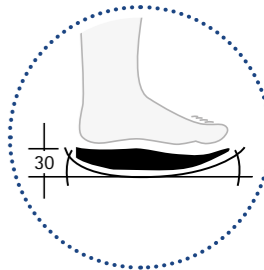
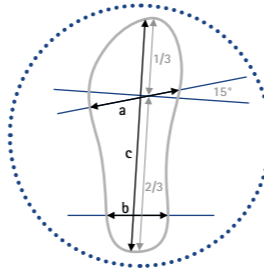
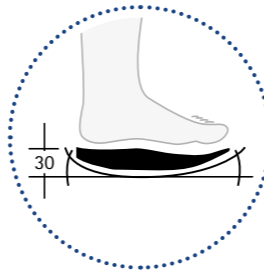
Shoe Size	Inner Shoe Dimensions [mm]			Art. No. pair	Art. No. left shoe	Art. No. right shoe
	a	b	c			
35	93	63	239	TS4311-35	TS4311-35/L	TS4311-35/R
36	94	63	243	TS4311-36	TS4311-36/L	TS4311-36/R
37	95	65	248	TS4311-37	TS4311-37/L	TS4311-37/R
38	96	66	256	TS4311-38	TS4311-38/L	TS4311-38/R
39	99	67	264	TS4311-39	TS4311-39/L	TS4311-39/R
40	102	69	268	TS4311-40	TS4311-40/L	TS4311-40/R
41	102	70	272	TS4311-41	TS4311-41/L	TS4311-41/R
42	104	70	278	TS4311-42	TS4311-42/L	TS4311-42/R
43	105	70	290	TS4311-43	TS4311-43/L	TS4311-43/R
44	108	72	293	TS4311-44	TS4311-44/L	TS4311-44/R
45	108	73	300	TS4311-45	TS4311-45/L	TS4311-45/R
46	110	73	306	TS4311-46	TS4311-46/L	TS4311-46/R
47	113	75	315	TS4311-47	TS4311-47/L	TS4311-47/R
48	113	77	316	TS4311-48	TS4311-48/L	TS4311-48/R

NÜRNBERG WIDE

Shoe Size	Inner Shoe Dimensions [mm]			Art. No. pair	Art. No. left shoe	Art. No. right shoe
	a	b	c			
35	103	67	243	TS4411-35	TS4411-35/L	TS4411-35/R
36	104	68	247	TS4411-36	TS4411-36/L	TS4411-36/R
37	105	70	254	TS4411-37	TS4411-37/L	TS4411-37/R
38	108	70	259	TS4411-38	TS4411-38/L	TS4411-38/R
39	109	71	264	TS4411-39	TS4411-39/L	TS4411-39/R
40	109	71	270	TS4411-40	TS4411-40/L	TS4411-40/R
41	110	72	276	TS4411-41	TS4411-41/L	TS4411-41/R
42	111	73	283	TS4411-42	TS4411-42/L	TS4411-42/R
43	113	74	288	TS4411-43	TS4411-43/L	TS4411-43/R
44	115	75	295	TS4411-44	TS4411-44/L	TS4411-44/R
45	117	76	300	TS4411-45	TS4411-45/L	TS4411-45/R
46	118	78	308	TS4411-46	TS4411-46/L	TS4411-46/R
47	120	78	311	TS4411-47	TS4411-47/L	TS4411-47/R
48	122	80	317	TS4411-48	TS4411-48/L	TS4411-48/R



➔ You will find insoles on catalogue page 52.



Product Information

INDICATIONS

BREMEN is particularly suited for patients with wounds at the foot/forefoot area on the sole of the foot (e.g. caused by traumatic injuries), swellings in the foot area (e.g. caused by inflammations) or postoperatively after other injuries who need a closed shoe with a generous fastener system.

SHOE DESIGN

The bandage shoe BREMEN is symmetric and can be worn on the left as well as on the right.

SOLE DESIGN

BREMEN has a 30mm thick, rigid and extra strong rocker bottom sole with pitch.

INSOLES

Inside the shoe you will find an insole made of EVA material (FO0064-XX) which has an antimicrobial coating.

SPECIAL FEATURES

BREMEN provides much space for bandages of different thickness and can be put on and taken off comfortably by using the generous instep fastener.

Product Information

INDICATIONS

MADRID is particularly suited for patients with wounds at the foot/forefoot area on the sole of the foot (e.g. caused by traumatic injuries), swellings at the foot area (e.g. caused by inflammations) or postoperatively after corrective osteotomies in the forefoot area (e.g. hallux valgus, hammer or claw toes) or other injuries who need a shoe with an open toe area.

SHOE DESIGN

The bandage shoe MADRID is symmetric and can be worn on the left as well as on the right.

SOLE DESIGN

MADRID has a 30mm thick, rigid and extra strong rocker bottom sole with pitch.

INSOLES

The shoe is delivered with a simple, 10mm thick insole made of EVA material.

SPECIAL FEATURES

MADRID has an open toe area and can be adapted to different needs by using the two long hook and loop fasteners.

BREMEN

Shoe Size	Inner Shoe Dimensions			Art. No. piece	Shoe Size	Inner Shoe Dimensions			Art. No. piece
	a	b	c			a	b	c	
XXS 32-33	89	66	209	TS1151-XXS	L 40-41	103	83	285	TS1151-L
XS 34-35	90	66	230	TS1151-XS	XL 42-43	109	85	299	TS1151-XL
S 36-37	96	77	257	TS1151-S	XXL 44-46	110	87	305	TS1151-XXL
M 38-39	100	79	269	TS1151-M					

→ You will find insoles on catalogue page 52.

MADRID

Shoe Size	Inner Shoe Dimensions			Art. No. piece	Shoe Size	Inner Shoe Dimensions			Art. No. piece
	a	b	c			a	b	c	
XXS 33-34	83	68	205	TS1000-XXS	L 41-42	102	83	281	TS1000-L
XS 35-36	90	71	225	TS1000-XS	XL 43-44	108	88	301	TS1000-XL
S 37-38	92	75	240	TS1000-S	XXL 45-47	113	93	319	TS1000-XXL
M 39-40	97	80	261	TS1000-M					

→ You will find insoles on catalogue page 52.



Product Information

INDICATIONS

STUTTGART is particularly suited for patients with wounds at the foot/forefoot area on the sole of the foot (e.g. caused by traumatic injuries), swellings at the foot area (e.g. caused by inflammations) or postoperatively after corrective osteotomies at the forefoot area (e.g. hallux valgus, hammer or claw toes) or other injuries who need a shoe with an open toe area.

SHOE DESIGN

The bandage shoe STUTTGART is symmetric and can be worn on the left as well as on the right.

SOLE DESIGN

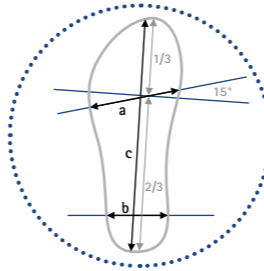
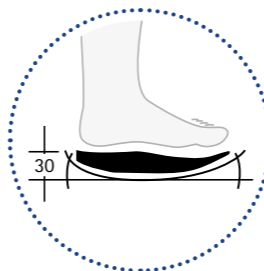
STUTTGART has a 30mm thick, rigid and extra strong rocker bottom sole with pitch.

INSOLES

Inside the shoe you will find an insole made of EVA material (FO0063-XX) which has an antimicrobial coating.

SPECIAL FEATURES

STUTTGART has an open toe area and can be adapted to different needs by using the three long hook and loop fasteners.



STUTTGART

Shoe Size	Inner Shoe Dimensions			Art. No. piece	Shoe Size	Inner Shoe Dimensions			Art. No. piece
	a	b	c			a	b	c	
XXS 33-34	85	71	226	TS1111-XXS	L 41-42	97	76	285	TS1111-L
XS 35-36	85	71	241	TS1111-XS	XL 43-44	105	81	297	TS1111-XL
S 37-38	93	71	255	TS1111-S	XXL 45-47	109	83	313	TS1111-XXL
M 39-40	95	74	273	TS1111-M					

→ You will find insoles on catalogue page 52.

Product Information

INDICATIONS

AMSTERDAM is particularly suited for patients with wounds at the foot/forefoot area on the sole of the foot (e.g. caused by traumatic injuries), swellings at the foot area (e.g. caused by inflammations) or postoperatively after corrective osteotomies at the forefoot area (e.g. hallux valgus, hammer or claw toes) or other injuries who need a shoe with an open toe area and a tall shaft.

SHOE DESIGN

The bandage shoe AMSTERDAM is symmetric and can be worn on the left as well as on the right. AMSTERDAM is also available in a KIDS version.

SOLE DESIGN

AMSTERDAM has a 30mm thick, rigid rocker bottom sole with an even top side.

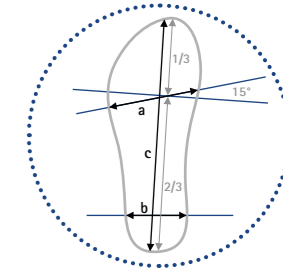
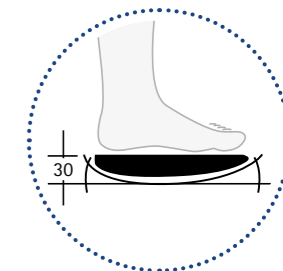
INSOLES

The shoe is delivered with a simple, 10mm thick insole made of EVA material.

SPECIAL FEATURES

AMSTERDAM has an open toe area with a strap. If necessary, a protective forefoot cap can be attached to keep the foot dry and warm. With the convenient hook and loop fastener in the heel area, the shaft width can be adapted. Furthermore, AMSTERDAM is an appropriate TWINSHOE and thus height compensation for the relief shoes LONDON and MAILAND.

KIDS



AMSTERDAM

Shoe Size	Inner Shoe Dimensions			Art. No. piece	Shoe Size	Inner Shoe Dimensions			Art. No. piece
	a	b	c			a	b	c	
XSK 31-33	86	63	221	TS6100-XSK	L 40-42	100	73	280	TS6100-L
XS 31-33	86	60	220	TS6100-XS	XL 43-45	115	80	300	TS6100-XL
S 34-36	92	65	239	TS6100-S	XXL 46-48	116	80	317	TS6100-XXL
M 37-39	96	69	256	TS6100-M					

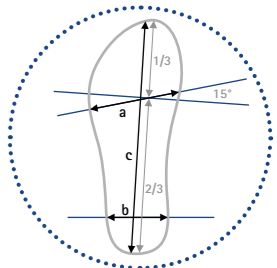
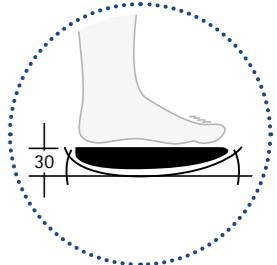
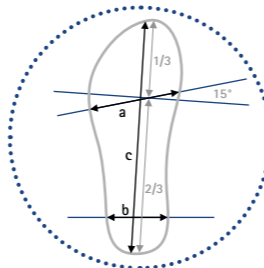
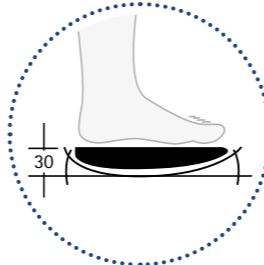
KIDS

→ You will find insoles on catalogue page 52.

→ You will find protective forefoot caps on catalogue page 56.



KIDS



Product Information

INDICATIONS

FREIBURG is particularly suited for patients with wounds at the foot/forefoot area on the sole of the foot (e.g. caused by traumatic injuries), swellings at the foot area (e.g. caused by inflammations) or postoperatively after corrective osteotomies at the forefoot area (e.g. hallux valgus, hammer or claw toes) or other injuries who need a shoe with an open toe area and a high shaft.

SHOE DESIGN

The bandage shoe FREIBURG is symmetric and can be worn on the left as well as on the right. FREIBURG is also available in a KIDS version.

SOLE DESIGN

FREIBURG has a 30mm thick, rigid rocker bottom sole with an even top side.

INSOLES

Inside the shoe you will find an insole made of EVA material (F00060-XX) which has an antimicrobial coating.

SPECIAL FEATURES

FREIBURG has an open toe area with a strap. If necessary, a protective forefoot cap can be attached to keep the foot dry and warm. With the convenient hook and loop fastener in the heel area, the shaft width can be adapted. Furthermore, FREIBURG is an appropriate TWINSHOE and thus height compensation for the relief shoe HANNOVER.

Product Information

INDICATIONS

HAMBURG is particularly suited for patients with wounds at the foot/forefoot area on the sole of the foot (e.g. caused by traumatic injuries), swellings at the foot area (e.g. caused by inflammations) or postoperatively after other injuries who need a shoe with an open forefoot area and a high shaft.

SHOE DESIGN

The bandage shoe HAMBURG is symmetric and can be worn on the left as well as on the right.

SOLE DESIGN

HAMBURG has a 30mm thick, rigid rocker bottom sole with an even top side.

INSOLES

Inside the shoe you will find an insole made of EVA material (F00062-XX) which has an antimicrobial coating.

SPECIAL FEATURES

HAMBURG has an open forefoot area with a low framing brim. If necessary, a protective forefoot cap can be attached to keep the foot dry and warm. With the convenient hook and loop fastener in the heel area, the shaft width can be adapted. Furthermore, HAMBURG is an appropriate TWINSHOE and thus height compensation for the relief shoe KÖLN.

FREIBURG

Shoe Size	Inner Shoe Dimensions			Art. No. piece	Shoe Size	Inner Shoe Dimensions			Art. No. piece		
	a	b	c			a	b	c			
XSK	31-33	86	63	220	TS6101-XSK	L	40-42	103	75	280	TS6101-L
XS	31-33	86	64	220	TS6101-XS	XL	43-45	107	76	301	TS6101-XL
S	34-36	95	70	240	TS6101-S	XXL	46-48	122	83	323	TS6101-XXL
M	37-39	97	73	262	TS6101-M						

HAMBURG

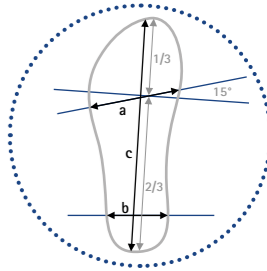
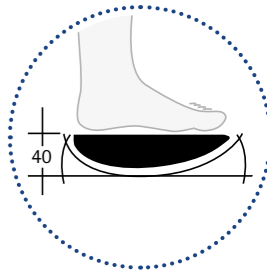

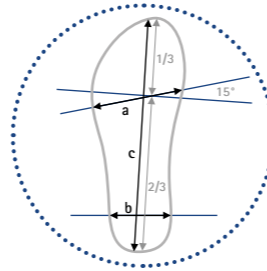
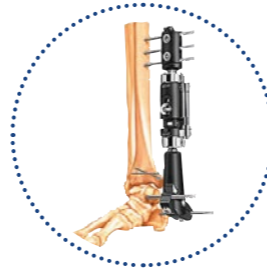
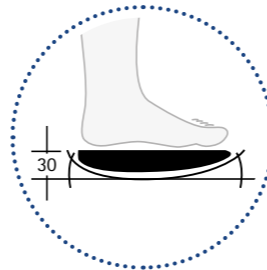
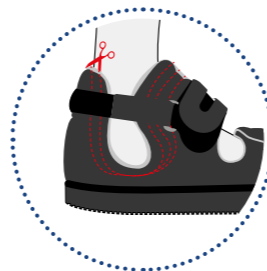
Shoe Size	Inner Shoe Dimensions			Art. No. piece	Shoe Size	Inner Shoe Dimensions			Art. No. piece		
	a	b	c			a	b	c			
XS	30-32	87	64	219	TS6121-XS	L	39-41	100	77	275	TS6121-L
S	33-35	92	69	237	TS6121-S	XL	42-44	104	80	297	TS6121-XL
M	36-38	96	70	255	TS6121-M	XXL	45-47	125	83	322	TS6121-XXL

→ You will find insoles on catalogue page 52.

→ You will find protective forefoot caps on catalogue page 56.

→ You will find insoles on catalogue page 52.

→ You will find protective forefoot caps on catalogue page 56.



Product Information

INDICATIONS

REGENSBURG is particularly suited for patients with operations after an ankle joint fracture who need an individually adaptable shoe with high shaft which is suitable for an external fixator.

SHOE DESIGN

The bandage shoe REGENSBURG is symmetric and can be worn on the left as well as on the right.

SOLE DESIGN

REGENSBURG has a 30mm thick rocker bottom sole with an even top side.

INSOLES

Inside the shoe you will find an insole made of EVA material (FO0060-XX) which has an antimicrobial coating.

SPECIAL FEATURES

REGENSBURG has additional seams in the ankle area so that the material can be cut neatly there in order to provide more space, if needed (e.g. for an external fixator).

Product Information

INDICATIONS

FRANKFURT is particularly suited for patients with wounds at the forefoot area on the sole of the foot (e.g. caused by traumatic injuries) or postoperatively after corrective osteotomies at the forefoot area (e.g. hallux valgus, hammer or claw toes) or other injuries who need a shoe with an open toe area, a high shaft and a thick sole.

SHOE DESIGN

The forefoot relief shoe FRANKFURT is symmetric and can be worn on the left as well as on the right.

SOLE DESIGN

FRANKFURT has a 40mm thick, rigid and extra strong rocker bottom sole with an even top side.

INSOLES

Inside the shoe you will find an insole made of EVA material (FO0060-XX) which has an antimicrobial coating.

SPECIAL FEATURES

FRANKFURT has an open toe area with a strap. If necessary, a protective forefoot cap can be attached to keep the foot dry and warm. With the convenient hook and loop fastener in the heel area, the shaft width can be adapted.

REGENSBURG

Shoe Size	Inner Shoe Dimensions			Art. No. piece	Shoe Size	Inner Shoe Dimensions			Art. No. piece
	a	b	c			a	b	c	
XS 31-33	82	60	220	TS6141-XS	L 40-42	100	72	280	TS6141-L
S 34-36	92	67	240	TS6141-S	XL 43-45	105	75	300	TS6141-XL
M 37-39	96	71	260	TS6141-M	XXL 46-48	120	82	320	TS6141-XXL

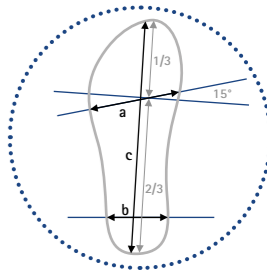
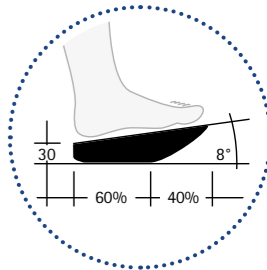
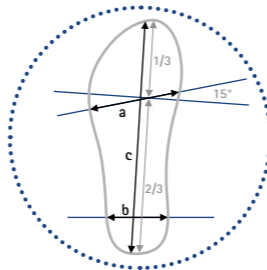
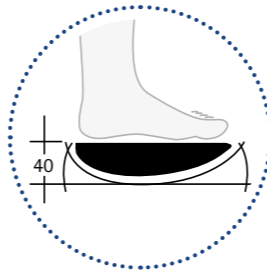
→ You will find insoles on catalogue page 52.

FRANKFURT

Shoe Size	Inner Shoe Dimensions			Art. No. piece	Shoe Size	Inner Shoe Dimensions			Art. No. piece
	a	b	c			a	b	c	
XS 31-33	82	60	220	F07101-XS	L 40-42	98	73	270	F07101-L
S 34-36	92	69	243	F07101-S	XL 43-45	101	75	296	F07101-XL
M 37-39	98	73	260	F07101-M	XXL 46-48	119	80	320	F07101-XXL

→ You will find insoles on catalogue page 52.

→ You will find protective forefoot caps on catalogue page 56.



Product Information

INDICATIONS

KOPENHAGEN is particularly suited for patients with wounds in the forefoot area on the sole of the foot (e.g. caused by traumatic injuries) or postoperatively after corrective osteotomies in the forefoot area (e.g. hallux valgus, hammer or claw toes) or other injuries who need a shoe with an open toe area, a high shaft and a thick sole.

SHOE DESIGN

The forefoot relief shoe KOPENHAGEN is symmetric and can be worn on the left as well as on the right.

SOLE DESIGN

KOPENHAGEN has a 40mm thick, rigid and extra strong rocker bottom sole with an even top side.

INSOLES

The shoe is delivered with a simple, 10mm thick insole made of EVA material.

SPECIAL FEATURES

KOPENHAGEN has an open toe area with a strap. If necessary, a protective forefoot cap can be attached to keep the foot dry and warm. With the convenient hook and loop fastener in the heel area, the shaft width can be adapted.

Product Information

INDICATIONS

LONDON is particularly suited for patients with wounds in the forefoot area on the sole of the foot (e.g. caused by traumatic injuries) or postoperatively after corrective osteotomies in the forefoot area (e.g. hallux valgus, hammer or claw toes) or other injuries who need a shoe with an open toe area and a high shaft.

SHOE DESIGN

The forefoot relief shoe LONDON is symmetric and can be worn on the left as well as on the right.

SOLE DESIGN

LONDON has a 30mm thick, rigid 8° wedge sole (60:40) with forefoot rocker. Due to the wedge sole, the foot's heel to toe movement is changed and the plantar pressure on the forefoot area is significantly reduced.

INSOLES

The shoe is delivered with a simple, 10mm thick insole made of EVA material.

SPECIAL FEATURES

LONDON has an open toe area with a strap. If necessary, a protective forefoot cap can be attached to keep the foot dry and warm. With the convenient hook and loop fastener in the heel area, the shaft width can be adapted. Furthermore, AMSTERDAM can be worn as a TWINSHOE and thus height compensation for LONDON.

KOPENHAGEN

Shoe Size	Inner Shoe Dimensions			Art. No. piece	Shoe Size	Inner Shoe Dimensions			Art. No. piece
	a	b	c			a	b	c	
XS 31-33	86	63	220	F07100-XS	L 40-42	100	73	280	F07100-L
S 34-36	91	66	239	F07100-S	XL 43-45	105	77	297	F07100-XL
M 37-39	94	67	258	F07100-M	XXL 46-48	116	79	316	F07100-XXL

→ You will find insoles on catalogue page 52.
 → You will find protective forefoot caps on catalogue page 56.

LONDON

Shoe Size	Inner Shoe Dimensions			Art. No. piece	Shoe Size	Inner Shoe Dimensions			Art. No. piece
	a	b	c			a	b	c	
XS 31-33	88	63	224	F01600-XS	L 40-42	99	74	279	F01600-L
S 34-36	92	67	239	F01600-S	XL 43-45	105	78	298	F01600-XL
M 37-39	97	69	259	F01600-M	XXL 46-48	120	80	316	F01600-XXL

→ You will find insoles on catalogue page 52.
 → You will find protective forefoot caps on catalogue page 56.



Product Information

INDICATIONS

HANNOVER is particularly suited for patients with wounds in the forefoot area on the sole of the foot or postoperatively after corrective osteotomies in the forefoot area (e. g. hallux valgus or hammer toes) and other injuries who need an open-toe shoe with a high shaft and forefoot support.

SHOE DESIGN

The forefoot relief shoe HANNOVER is symmetric and can be worn on the left as well as on the right. HANNOVER is also available in a KIDS version.

SOLE DESIGN

HANNOVER has a 30mm thick, rigid 8° wedge sole (60:40) with forefoot support which changes the foot's heel to toe movement and relieves the forefoot. The rolling off line can be shifted by grinding the sole.

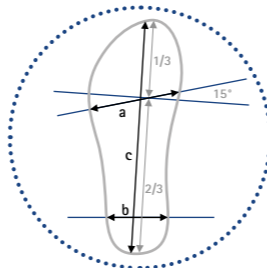
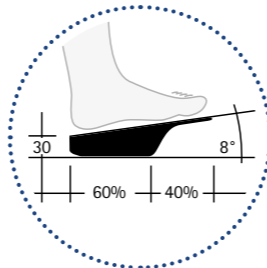
INSOLES

Inside the shoe you will find an insole made of EVA material (FO0060-XX) which has an antimicrobial coating.

SPECIAL FEATURES

HANNOVER has an open toe area with a strap. If necessary, a protective forefoot cap can be attached to keep the foot dry and warm. With the convenient hook and loop fastener in the heel area, the shaft width can be adapted. Furthermore, FREIBURG can be worn as a TWINSHOE and thus height compensation for HANNOVER.

KIDS



HANNOVER

Shoe Size	Inner Shoe Dimensions			Art. No. piece	Shoe Size	Inner Shoe Dimensions			Art. No. piece		
	a	b	c			a	b	c			
XSK	31-33	83	66	222	FO1101-XSK	L	40-42	103	75	280	FO1101-L
XS	31-33	83	66	222	FO1101-XS	XL	43-45	105	76	298	FO1101-XL
S	34-36	92	70	245	FO1101-S	XXL	46-48	113	83	325	FO1101-XXL
M	37-39	96	71	256	FO1101-M						

→ You will find insoles on catalogue page 52.

→ You will find protective forefoot caps on catalogue page 56.

Product Information

INDICATIONS

MAILAND is particularly suited for patients with wounds in the forefoot area on the sole of the foot or postoperatively after corrective osteotomies in the forefoot area (e. g. hallux valgus or hammer toes) and other injuries who need an open-toe shoe with a high shaft and forefoot support due to.

SHOE DESIGN

The forefoot relief shoe MAILAND is symmetric and can be worn on the left as well as on the right. MAILAND is also available in a KIDS version.

SOLE DESIGN

MAILAND has a 30mm thick, rigid 8° wedge sole (60:40) with forefoot support which changes the foot's heel to toe movement and relieves the forefoot. The rolling off line can be shifted by grinding the sole.

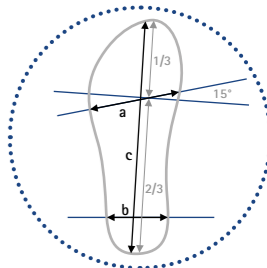
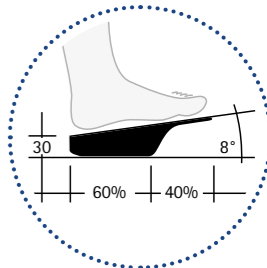
INSOLES

The shoe is delivered with a simple, 10mm thick insole made of EVA material.

SPECIAL FEATURES

MAILAND has an open toe area with a strap. If necessary, a protective forefoot cap can be attached to keep the foot dry and warm. With the convenient hook and loop fastener in the heel area, the shaft width can be adapted. Furthermore, AMSTERDAM can be worn as a TWINSHOE and thus height compensation for MAILAND.

KIDS



MAILAND

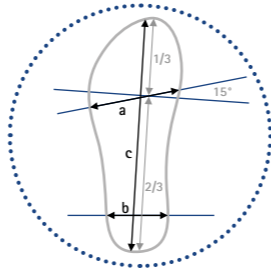
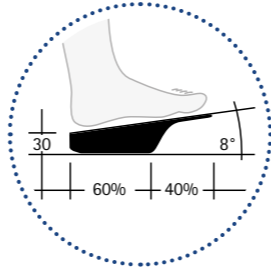

Shoe Size	Inner Shoe Dimensions			Art. No. piece	Shoe Size	Inner Shoe Dimensions			Art. No. piece		
	a	b	c			a	b	c			
XSK	31-33	88	64	220	FO1100-XSK	L	40-42	100	72	281	FO1100-L
XS	31-33	89	62	223	FO1100-XS	XL	43-45	104	77	298	FO1100-XL
S	34-36	93	66	237	FO1100-S	XXL	46-48	116	79	320	FO1100-XXL
M	37-39	95	68	261	FO1100-M						

→ You will find insoles on catalogue page 52.

→ You will find protective forefoot caps on catalogue page 56.



THERAPEUTIC SHOES
POST-OP



Product Information

INDICATIONS

KÖLN is particularly suited for patients with wounds in the forefoot area (e.g. caused by traumatic injuries) or (postoperatively) after other injuries who need an open-toe shoe with a high shaft and forefoot support.

SHOE DESIGN

The forefoot relief shoe KÖLN is symmetric and can be worn on the left as well as on the right.

SOLE DESIGN

KÖLN has a 30mm thick, rigid 8° wedge sole (60:40) with forefoot support which changes the foot's heel to toe movement and relieves the forefoot. The rolling off line can be shifted by grinding the sole.

INSOLES

Inside the shoe you will find an insole made of EVA material (FO0062-XX) which has an antimicrobial coating.

SPECIAL FEATURES

KÖLN has an open forefoot area with a low framing brim. If necessary, a protective forefoot cap can be attached to keep the foot dry and warm. With the convenient hook and loop fastener in the heel area, the shaft width can be adapted. Furthermore, HAMBURG can be worn as a TWINSHOE and thus height compensation for KÖLN.

KÖLN

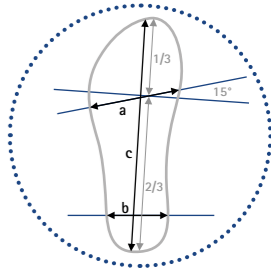
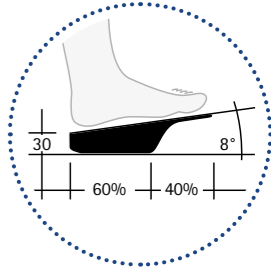
Shoe Size	Inner Shoe Dimensions			Art. No. piece	Shoe Size	Inner Shoe Dimensions			Art. No. piece
	a	b	c			a	b	c	
XS 30-32	87	65	216	FO1121-XS	L 39-41	101	75	275	FO1121-L
S 33-35	92	70	236	FO1121-S	XL 42-44	110	80	296	FO1121-XL
M 36-38	100	71	255	FO1121-M	XXL 45-47	110	80	317	FO1121-XXL

→ You will find insoles on catalogue page 52.

→ You will find protective forefoot caps on catalogue page 56.



THERAPEUTIC SHOES
POST-OP



Product Information

INDICATIONS

STOCKHOLM is particularly suited for patients with wounds in the forefoot area (e.g. caused by traumatic injuries) or (postoperatively) after other injuries for patients who need an open-toe shoe with a high shaft and forefoot support.

SHOE DESIGN

The forefoot relief shoe STOCKHOLM is symmetric and can be worn on the left as well as on the right.

SOLE DESIGN

STOCKHOLM has a 30mm thick, rigid 8° wedge sole (60:40) with forefoot support which changes the foot's heel to toe movement and relieves the forefoot. The rolling off line can be shifted by grinding the sole.

INSOLES

The shoe is delivered with a simple, 10mm thick insole made of EVA material.

SPECIAL FEATURES

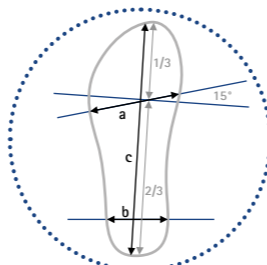
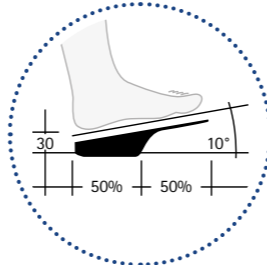
STOCKHOLM has an open forefoot area with a low framing brim. If necessary, a protective forefoot cap can be attached to keep the foot dry and warm. With the convenient hook and loop fastener in the heel area, the shaft width can be adapted.

STOCKHOLM

Shoe Size	Inner Shoe Dimensions			Art. No. piece	Shoe Size	Inner Shoe Dimensions			Art. No. piece
	a	b	c			a	b	c	
XS 30-32	85	60	218	FO1120-XS	L 39-41	100	72	276	FO1120-L
S 33-35	86	64	231	FO1120-S	XL 42-44	110	76	293	FO1120-XL
M 36-38	95	67	256	FO1120-M	XXL 45-47	112	78	319	FO1120-XXL

→ You will find insoles on catalogue page 52.

→ You will find protective forefoot caps on catalogue page 56.



Product Information

INDICATIONS

STENDAL is particularly suited for patients with wounds in the forefoot area on the foot's sole (e.g. caused by traumatic injuries) or postoperatively after corrective osteotomies in the forefoot area (e. g. hallux valgus or hammer or claw toes) and other injuries who need an open-toe shoe with a high shaft and forefoot support due.

SHOE DESIGN

The forefoot relief shoe STENDAL is symmetric and can be worn on the left as well as on the right.

SOLE DESIGN

STENDAL has a 30mm thick, rigid 10° wedge sole (50:50) with forefoot support which changes the foot's heel to toe movement and relieves the forefoot. The rolling off line can be shifted by grinding the sole.

INSOLES

The shoe is delivered with a simple, 10mm thick insole made of EVA material.

SPECIAL FEATURES

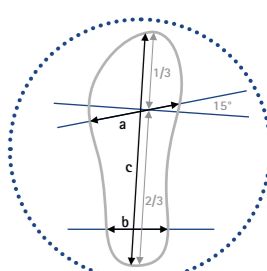
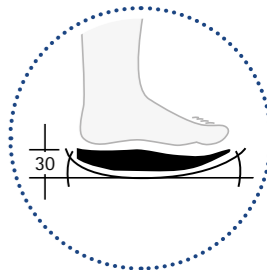
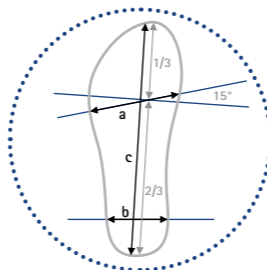
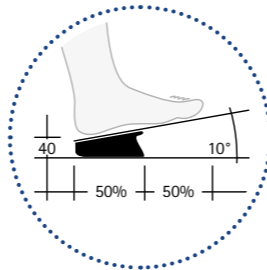
STENDAL has an open toe area with a strap. If necessary, a protective forefoot cap can be attached to keep the foot dry and warm. With the convenient hook and loop fastener in the heel area, the shaft width can be adapted.

STENDAL

Shoe Size	Inner Shoe Dimensions			Art. No. piece	Shoe Size	Inner Shoe Dimensions			Art. No. piece
	a	b	c			a	b	c	
XS 31-33	88	61	221	FO1160-XS	L 40-42	99	77	282	FO1160-L
S 34-36	92	67	241	FO1160-S	XL 43-45	110	82	295	FO1160-XL
M 37-39	97	68	261	FO1160-M	XXL 46-48	118	82	320	FO1160-XXL

→ You will find insoles on catalogue page 52.

→ You will find protective forefoot caps on catalogue page 56.



Product Information

INDICATIONS

BERLIN is particularly suited for patients who need a shoe with a shortened, thick sole with a high shaft without forefoot support due to wounds on the foot's sole (e.g. caused by traumatic injuries) or postoperatively after (partial) forefoot amputations/other injuries in the forefoot area. The shoe model with protective stirrup provides additional impact protection.

SHOE DESIGN

The forefoot relief shoe BERLIN is symmetric and can be worn on the left as well as on the right.

SOLE DESIGN

BERLIN has a 40mm thick, rigid 10° wedge sole (50:50) without forefoot support. Due to the shortened sole, the foot's heel to toe movement is changed and the forefoot area is completely relieved.

INSOLES

Inside the shoe you will find an insole made of EVA material (FO0011-XX) with a soft surface.

SPECIAL FEATURES

BERLIN has a shortened wedge sole for complete pressure relief in the forefoot area. BERLIN with protective stirrup offers additional protection against injuries (e.g. impacts). The protective stirrup is both adjustable in length and thermoformable and can thus be individually adjusted.

If necessary, a protective forefoot cap can be attached to the insole to keep the foot dry and warm. BERLIN can also be equipped with a protective stirrup (FO1000-Z5,-Z6,-Z7,-Z8) subsequently.

Product Information

INDICATIONS

WETZLAR is particularly suited for the following risk groups and wound stages of the diabetic foot syndrome:

- Risk group VII:** acute lesion
- Grade 1: superficial wound
- Grade 2: wounds up to tendon/capsule, plantar ulcer at the forefoot area

SHOE TYPES

The asymmetric DIABETES therapeutic shoe WETZLAR is available in a left or right version.

SOLE DESIGN

WETZLAR has a 30mm thick, rigid and extra strong rocker bottom sole with pitch. The rigid sole prevents flexion of the metatarsophalangeal joints and ensures the patient's foot being stabilised and immobilised. That is how an existing wound is relieved and the wound's healing supported in an optimal way.

INSOLES

The shoe is delivered without insoles. For a successful treatment, in the long run, the shoe should be used with a diabetic foot orthotic. You can use the included cutting template to produce one.

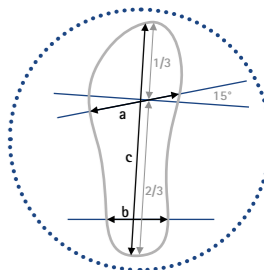
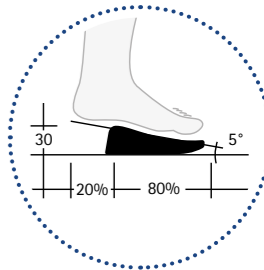
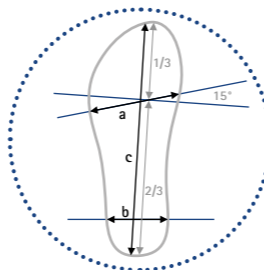
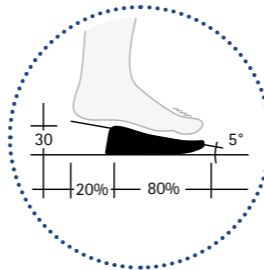
SPECIAL FEATURES

WETZLAR provides an open heel area. You can attach a protective heel cap (FO9543-XX) to this area which is included in the scope of delivery. The shoe has no insole in the heel area, thus, the sole can directly be ground from the inside. The low framing brim keeps a subsequently inserted insole in position and provides additional seams where the fabric can be neatly cut if pressure relief should be necessary.

BERLIN				
Shoe Size	Inner Shoe Dimensions		Art. No. piece	
	b	c		
S 36-38	66	160	FO1002-S	
M 39-42	70	170	FO1002-M	
L 43-46	72	187	FO1002-L	
XL 47-51	77	195	FO1002-XL	

BERLIN with protective stirrup				
Shoe Size	Inner Shoe Dimensions		Art. No. piece	
	b	c		
S 36-38	66	160	FO1012-S	
M 39-42	70	170	FO1012-M	
L 43-46	72	187	FO1012-L	
XL 47-51	77	195	FO1012-XL	

WETZLAR											
Shoe Size	Inner Shoe Dimensions			Art. No. left shoe	Art. No. right shoe	Shoe Size	Inner Shoe Dimensions			Art. No. left shoe	Art. No. right shoe
	a	b	c				a	b	c		
35	105	67	243	TS5431-35/L	TS5431-35/R	42	119	74	286	TS5431-42/L	TS5431-42/R
36	107	69	244	TS5431-36/L	TS5431-36/R	43	120	75	289	TS5431-43/L	TS5431-43/R
37	109	71	251	TS5431-37/L	TS5431-37/R	44	122	77	295	TS5431-44/L	TS5431-44/R
38	112	72	251	TS5431-38/L	TS5431-38/R	45	123	77	295	TS5431-45/L	TS5431-45/R
39	115	72	253	TS5431-39/L	TS5431-39/R	46	125	80	310	TS5431-46/L	TS5431-46/R
40	116	74	260	TS5431-40/L	TS5431-40/R	47	126	80	311	TS5431-47/L	TS5431-47/R
41	117	74	265	TS5431-41/L	TS5431-41/R	48	128	83	315	TS5431-48/L	TS5431-48/R



Product Information

INDICATIONS

MÜNCHEN is particularly suited for patients with wounds at the heel area on the sole of the foot (e.g. caused by traumatic injuries) or postoperatively after other injuries at the heel area (e.g. heel spur) who need a shoe with shortened sole, high shaft and without heel support.

SHOE DESIGN

The heel relief shoe MÜNCHEN is symmetric and can be worn on the left as well as on the right.

SOLE DESIGN

MÜNCHEN has a 30mm thick, in the forefoot area partially flexible 5° wedge sole (20:80) without heel support. Due to the dorsally shortened sole, the foot's heel to toe movement is changed and the heel area is completely relieved.

INSOLES

Inside the shoe you will find an insole made of EVA material (FO0020-XX) with a soft surface.

SPECIAL FEATURES

MÜNCHEN provides an open forefoot area with a low framing brim and an open heel area. If necessary, a protective forefoot cap and/or a protective heel cap can be attached.

Product Information

INDICATIONS

WUPPERTAL is particularly suited for patients with wounds at the heel area on the sole of the foot (e.g. caused by traumatic injuries) or postoperatively after other injuries at the heel area (e.g. heel spur) who need a shoe with shortened sole, high shaft and without heel support.

SHOE DESIGN

The heel relief shoe WUPPERTAL is symmetric and can be worn on the left as well as on the right.

SOLE DESIGN

WUPPERTAL has a 30mm thick, in the forefoot area partially flexible 5° wedge sole (20:80) without heel support. Due to the dorsally shortened sole, the foot's heel to toe movement is changed and the heel area is completely relieved.

INSOLES

The shoe is delivered with a simple insole made of EVA material.

SPECIAL FEATURES

WUPPERTAL has an open toe and heel area and can be adapted to different needs by using the different hook and loop fasteners.

MÜNCHEN

Shoe Size	Inner Shoe Dimensions			Art. No. piece	Shoe Size	Inner Shoe Dimensions			Art. No. piece
	a	b	c			a	b	c	
S 35-37	90	66	249	FO2121-S	L 41-42	103	71	280	FO2121-L
M 38-40	100	70	265	FO2121-M	XL 43-46	105	79	297	FO2121-XL

→ You will find insoles on catalogue page 52.

→ You will find protective forefoot and heel caps starting on catalogue page 56.

WUPPERTAL

Shoe Size	Inner Shoe Dimensions			Art. No. piece	Shoe Size	Inner Shoe Dimensions			Art. No. piece
	a	b	c			a	b	c	
S 35-37	85	73	214	FO2000-S	L 41-42	94	81	251	FO2000-L
M 38-40	90	73	235	FO2000-M	XL 43-46	98	85	265	FO2000-XL

→ You will find insoles on catalogue page 52.



The top insole is antimicrobial.
The insoles are made of EVA material and provide a different shore hardness:
grey = 46°
white = 23°
antimicrobial = 28°

Insole Set STANDARD		
Shoe Size	Art. No. left set	Art. No. right set
35	FO0053-35/L	FO0053-35/R
36	FO0053-36/L	FO0053-36/R
37	FO0053-37/L	FO0053-37/R
38	FO0053-38/L	FO0053-38/R
39	FO0053-39/L	FO0053-39/R
40	FO0053-40/L	FO0053-40/R
41	FO0053-41/L	FO0053-41/R
42	FO0053-42/L	FO0053-42/R
43	FO0053-43/L	FO0053-43/R
44	FO0053-44/L	FO0053-44/R
45	FO0053-45/L	FO0053-45/R
46	FO0053-46/L	FO0053-46/R
47	FO0053-47/L	FO0053-47/R
48	FO0053-48/L	FO0053-48/R
49	FO0053-49/L	FO0053-49/R
50	FO0053-50/L	FO0053-50/R

AUGSBURG STANDARD, ERFURT STANDARD, FLENSBURG STANDARD, HEIDELBERG, KONSTANZ, LEIPZIG

Insole Set WIDE		
Shoe Size	Art. No. left set	Art. No. right set
35	FO0054-35/L	FO0054-35/R
36	FO0054-36/L	FO0054-36/R
37	FO0054-37/L	FO0054-37/R
38	FO0054-38/L	FO0054-38/R
39	FO0054-39/L	FO0054-39/R
40	FO0054-40/L	FO0054-40/R
41	FO0054-41/L	FO0054-41/R
42	FO0054-42/L	FO0054-42/R
43	FO0054-43/L	FO0054-43/R
44	FO0054-44/L	FO0054-44/R
45	FO0054-45/L	FO0054-45/R
46	FO0054-46/L	FO0054-46/R
47	FO0054-47/L	FO0054-47/R
48	FO0054-48/L	FO0054-48/R
49	FO0054-49/L	FO0054-49/R
50	FO0054-50/L	FO0054-50/R

AUGSBURG WIDE, ERFURT WIDE, FLENSBURG WIDE, LEIPZIG



The insoles are made of EVA material and provide a different shore hardness:
black = 40°
grey = 25°
white = 50°

Insole Set STANDARD			
Shoe Size	Art. No. set	Shoe Size	Art. No. set
35	FO0033-35	43	FO0033-43
36	FO0033-36	44	FO0033-44
37	FO0033-37	45	FO0033-45
38	FO0033-38	46	FO0033-46
39	FO0033-39	47	FO0033-47
40	FO0033-40	48	FO0033-48
41	FO0033-41	49	FO0033-49
42	FO0033-42	50	FO0033-50

AUGSBURG STANDARD, ERFURT STANDARD, FLENSBURG STANDARD, HEIDELBERG, KONSTANZ, LEIPZIG

Insole Set WIDE			
Shoe Size	Art. No. set	Shoe Size	Art. No. set
35	FO0034-35	43	FO0034-43
36	FO0034-36	44	FO0034-44
37	FO0034-37	45	FO0034-45
38	FO0034-38	46	FO0034-46
39	FO0034-39	47	FO0034-47
40	FO0034-40	48	FO0034-48
41	FO0034-41	49	FO0034-49
42	FO0034-42	50	FO0034-50

AUGSBURG WIDE, FLENSBURG WIDE, ERFURT STANDARD



The insert blank is made of EVA material and provides the following shore hardness = 60°

Insole Set STANDARD			
Shoe Size	Art. No. left shoe	Art. No. right shoe	Unit
35	F00021-35/L	F00021-35/R	piece
36	F00021-36/L	F00021-36/R	piece
37	F00021-37/L	F00021-37/R	piece
38	F00021-38/L	F00021-38/R	piece
39	F00021-39/L	F00021-39/R	piece
40	F00021-40/L	F00021-40/R	piece
41	F00021-41/L	F00021-41/R	piece
42	F00021-42/L	F00021-42/R	piece
43	F00021-43/L	F00021-43/R	piece
44	F00021-44/L	F00021-44/R	piece
45	F00021-45/L	F00021-45/R	piece
46	F00021-46/L	F00021-46/R	piece
47	F00021-47/L	F00021-47/R	piece
48	F00021-48/L	F00021-48/R	piece

DRESDEN STANDARD, KASSEL STANDARD, NÜRNBERG STANDARD

Insole Set WIDE			
Shoe Size	Art. No. left shoe	Art. No. right shoe	Unit
35	F00015-35/L	F00015-35/R	piece
36	F00015-36/L	F00015-36/R	piece
37	F00015-37/L	F00015-37/R	piece
38	F00015-38/L	F00015-38/R	piece
39	F00015-39/L	F00015-39/R	piece
40	F00015-40/L	F00015-40/R	piece
41	F00015-41/L	F00015-41/R	piece
42	F00015-42/L	F00015-42/R	piece
43	F00015-43/L	F00015-43/R	piece
44	F00015-44/L	F00015-44/R	piece
45	F00015-45/L	F00015-45/R	piece
46	F00015-46/L	F00015-46/R	piece
47	F00015-47/L	F00015-47/R	piece
48	F00015-48/L	F00015-48/R	piece

DRESDEN WIDE, KASSEL WIDE, NÜRNBERG WIDE, WETZLAR



Outsole Material, Rubber

Art. No.	Unit	Dimensions [mm]
F00092-S	sheet	220 x 110 x 1.5
F00092-M	sheet	295 x 145 x 1.5
F00092-L	sheet	357 x 158 x 1.5



The insoles are made of EVA material. The cover made of PA material is antimicrobial.



Insole

Size	Art. No.
S	F00011-S
M	F00011-M
L	F00011-L
XL	F00011-XL

BERLIN

Insole

Size	Art. No.
S	F00020-S
M	F00020-M
L	F00020-L
XL	F00020-XL

MÜNCHEN

The inner soles are made of EVA material and PA foam padding. The soft cover is made from a woven synthetic fibre.

Antimicrobial Insole

Size	Art. No.	Size	Art. No.
XS	F00060-XS	XS	F00062-XS
S	F00060-S	S	F00062-S
M	F00060-M	M	F00062-M
L	F00060-L	L	F00062-L
XL	F00060-XL	XL	F00062-XL
XXL	F00060-XXL	XXL	F00062-XXL

AMSTERDAM, FRANKFURT, FREIBURG, HANNOVER, KOPENHAGEN, LONDON, MAILAND, REGENSBURG

HAMBURG, KÖLN, STOCKHOLM

Antimicrobial Insole

Size	Art. No.	Size	Art. No.
XXS	F00063-XXS	XXS	F00064-XXS
XS	F00063-XS	XS	F00064-XS
S	F00063-S	S	F00064-S
M	F00063-M	M	F00064-M
L	F00063-L	L	F00064-L
XL	F00063-XL	XL	F00064-XL
XXL	F00063-XXL	XXL	F00064-XXL

STUTT GART, MADRID

BREMEN

All protective forefoot caps can easily be attached to the shoe and keep the foot dry and warm.



Protective Forefoot Cap (attachable outside)	
Size	Art. No.
XS	F09121-XS
S	F09121-S
M	F09121-M
L	F09121-L
XL	F09121-XL
XXL	F09121-XXL

STOCKHOLM



Protective Forefoot Cap (attachable outside)	
Size	Art. No.
35-36	F09520-XXS
37-38	F09520-XS
39-40	F09520-S
41-42	F09520-M
43-44	F09520-L
45-46	F09520-XL
47-48	F09520-XXL

KASSEL STANDARD, KASSEL BREIT



Protective Forefoot Cap (attachable outside)	
Size	Art. No.
XS	F09110-XS
S	F09110-S
M	F09110-M
L	F09110-L
XL	F09110-XL
XXL	F09110-XXL

KÖLN, HAMBURG, MÜNCHEN



Protective Forefoot Cap (attachable outside)	
Size	Art. No.
35-36	F09580-XXS
37-38	F09580-XS
39-40	F09580-S
41-42	F09580-M
43-44	F09580-L
45-46	F09580-XL
47-48	F09580-XXL
49-50	F09580-XXXL

AUGSBURG STANDARD, AUGSBURG BERIT



Protective Forefoot Cap (attachable inside)	
Size	Art. No.
XS	F09621-XS
S	F09621-S
M	F09621-M
L	F09621-L
XL	F09621-XL
XXL	F09621-XXL

AMSTERDAM, KOPENHAGEN, LONDON, MAILAND, STENDAL



Protective Forefoot Cap (attachable outside)	
Size	Art. No.
S	F09400-S
M	F09400-M
L	F09400-L
XL	F09400-XL

BERLIN



Protective Forefoot Cap (attachable inside)	
Size	Art. No.
XS	F09100-XS
S	F09100-S
M	F09100-M
L	F09100-L
XL	F09100-XL
XXL	F09100-XXL

KÖLN, HAMBURG, MÜNCHEN



Protective Forefoot Cap (attachable outside)	
Size	Art. No.
XS	F09620-XS
S	F09620-S
M	F09620-M
L	F09620-L
XL	F09620-XL
XXL	F09620-XXL

HANNOVER, FREIBURG, FRANKFURT

All protective heel caps can easily be attached to the shoe and keep the foot dry and warm.



Protective Heel Cap (attachable outside)

Size	Art. No.
S	F09301-S
M	F09301-M
L	F09301-L
XL	F09301-XL

MÜNCHEN



Protective Heel Cap (attachable outside)

Size	Art. No.
35-36	F09543-XXS
37-38	F09543-XS
39-40	F09543-S
41-42	F09543-M
43-44	F09543-L
45-46	F09543-XL
47-48	F09543-XXL

WETZLAR



Protective Stirrup

Size	Art. No.
S	F01000-Z5
M	F01000-Z6
L	F01000-Z7
XL	F01000-Z8

BERLIN

including assembly set



Hook and Loop Fastener, Bisected

Size	Art. No.	Measurements
XS - XXL	F00002-S	50 x 200mm



Hook and Loop Fastener

Size	Art. No.	Measurements
XXS - XXL	F00001-L	25 x 650mm



FIOR & GENTZ

Gesellschaft für Entwicklung und Vertrieb
von orthopädietechnischen Systemen mbH

Dorette-von-Stern-Straße 5
21337 Lüneburg (Germany)

+49 4131 24445-0
+49 4131 24445-57

info@fior-gentz.de
www.fior-gentz.com

